







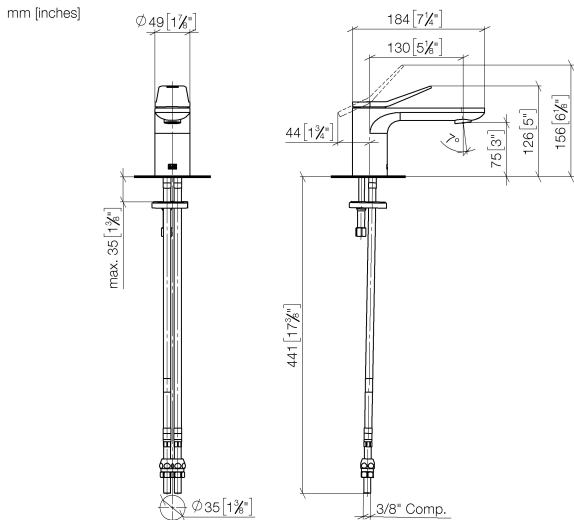
33 521 845



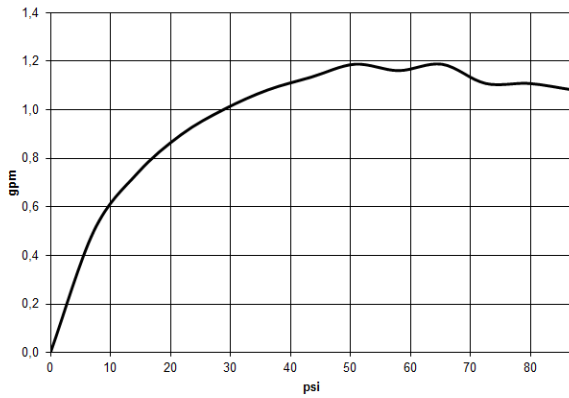
- 130mm projection
- fixed spout
- circular, air-enriched flow
- height of mixer 127 mm
- height up to aerator 75 mm
- hole diameter 35 mm
- 2 x pressure hose with 3/8" cap nut
- max. flow 4.5 l/min
- lead-free
- This product can help a building meet the requirements of Green Building Rating Systems, e.g. LEED®, BREEAM®, DGNB

	Dark Chrome	33 521 845-19 0010
	Chrome	33 521 845-00 0010
	Brushed Platinum	33 521 845-06 0010
	Matte Black	33 521 845-33 0010
	Brushed Chrome	33 521 845-93 0010
	Brushed Dark Platinum	33 521 845-99 0010

33 521 845



**Flow rate chart**



**Codes & Standards**

ADA

ASME  
A112.18.1/CSA  
B125.1

California Energy  
Commission  
(CEC)

NSF/ANSI 372

NSF/ANSI/CAN  
61



## LISSÉ Single-lever basin mixer without pop-up waste - Dark Chrome

---

LISSÉ

33 521 845

### Certificates

---

IAPMO\_N-4976 (1). IAPMO\_6397 (1).

33 521 845

Parts for other  
finishes can be found  
here: [Chrome](#)

