

META Bath thermostat for wall mounting without shower set - Brushed Champagne (22kt Gold)












META

34 201 979

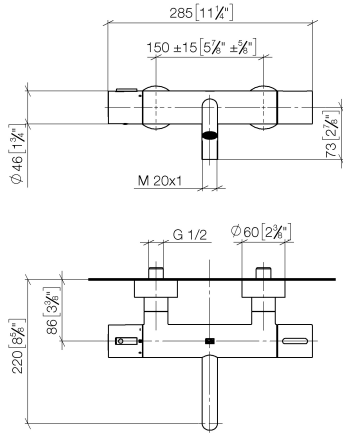


- 210mm projection
- circular normal flow
- rotary diverter with volume control and shut-off function
- 3/8" shower outlet
- slide-on rosettes Ø 60 mm
- 1/2" connection
- gauge 150 mm - 15 mm
- max. flow 16.9 l/min at 3 bar flow pressure
- WRAS 2201054

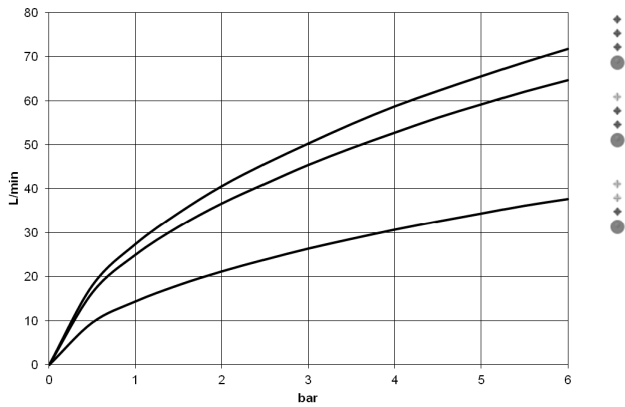
Intrinsic protection against back flow.

	Brushed Champagne (22kt Gold)	34 201 979-46
	Chrome	34 201 979-00
	Brushed Platinum	34 201 979-06
	Dark Chrome	34 201 979-19
	Light Gold	34 201 979-26
	Brushed Light Gold	34 201 979-27
	Matte Black	34 201 979-33
	Brushed Bronze	34 201 979-42
	Champagne (22kt Gold)	34 201 979-47
	Brushed Chrome	34 201 979-93
	Brushed Dark Platinum	34 201 979-99

34 201 979
mm [inches]



Flow rate chart



Codes & Standards

California Energy
Commission
(CEC)



META Bath thermostat for wall mounting without shower set - Brushed
Champagne (22kt Gold)

META

34 201 979

Certificates

LGA_18609.

**META Bath thermostat for wall mounting without shower set - Brushed
Champagne (22kt Gold)**

META

34 201 979

Parts for other
finishes can be found
here: [Chrome](#)

