







MEM Concealed two-way diverter - Brushed Durabron (23kt Gold)

MEM

36 200 782



- rotary diverter
- rosette 60 x 60 mm
- with shut-off function

| | | |
|---|------------------------------|--------------------|
|  | Brushed Durabron (23kt Gold) | 36 200 782-28 0010 |
|  | Chrome | 36 200 782-00 0010 |
|  | Brushed Platinum | 36 200 782-06 0010 |
|  | Platinum | 36 200 782-08 0010 |
|  | Dark Chrome | 36 200 782-19 0010 |
|  | Brushed Dark Platinum | 36 200 782-99 0010 |

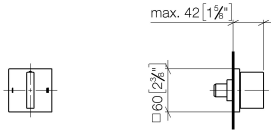
Required miscellaneous



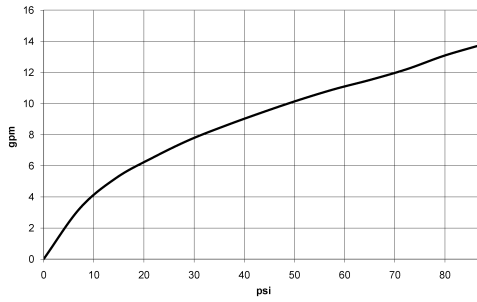
- Concealed two-way diverter -** 35 202 970-90
 •max. recess depth 160 mm 0010
 •min. recess depth 115 mm

36 200 782

mm [inches]



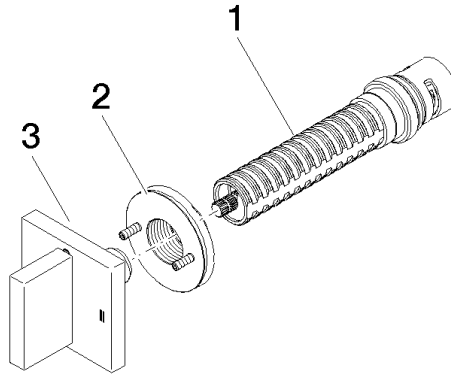
Flow rate chart



Codes & Standards

California Energy
Commission
(CEC)

36 200 782



Spare parts list

| No. | Item Number | Name | Quantity used | Delivery time |
|-----|--------------------|----------|---------------|---------------|
| 1 | 90 90 03 306 10 90 | diverter | 1 | 2 |
| 2 | 90 21 02 181 00 90 | disc | 1 | 2 |
| 3 | 90 20 78 002 09-28 | handle | 1 | 20 |