









META Concealed three-way diverter - Chrome

META

36 210 661



- rotary diverter
- without rosette
- handle Ø 60mm

	Chrome	36 210 661-00 0010
	Brushed Platinum	36 210 661-06 0010
	Light Gold	36 210 661-26 0010
	Brushed Light Gold	36 210 661-27 0010
	Matte Black	36 210 661-33 0010
	Brushed Bronze	36 210 661-42 0010
	Brushed Champagne (22kt Gold)	36 210 661-46 0010
	Brushed Chrome	36 210 661-93 0010
	Brushed Dark Platinum	36 210 661-99 0010

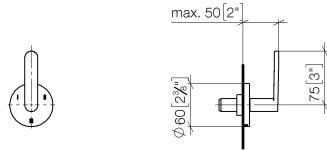
Required miscellaneous



- Concealed three-way diverter -** 35 203 970-90
 •max. recess depth 160 mm 0010
 •min. recess depth 115 mm

36 210 661

mm [inches]



Flow rate chart



Codes & Standards

California Energy
Commission
(CEC)



META Concealed three-way diverter - Chrome

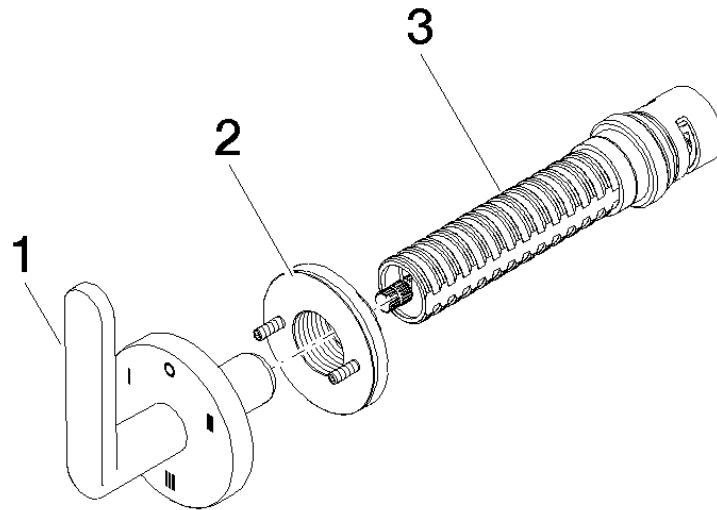
META

36 210 661

Certificates

IAPMO_4976 (7).

36 210 661



Spare parts list

No.	Item Number	Name	Quantity used	Delivery time
1	90 20 66 014 03-00	handle	1	10
2	90 21 02 181 00 90	disc	1	2
3	90 90 03 305 10 90	diverter	1	2