

MEM Wall valve - Brushed Platinum

MEM

36 310 782



- rosette 60 x 60 mm

Note: Important! The minimum recess depths make it necessary to have a wall of 2 x 6 crosspieces.

Note: Important! The minimum recess depths make it necessary to have a wall of 2 x 6 crosspieces.

| | | |
|---|-------------------------------|---------------|
|  | Brushed Platinum | 36 310 782-06 |
|  | Chrome | 36 310 782-00 |
|  | Platinum | 36 310 782-08 |
|  | Dark Chrome | 36 310 782-19 |
|  | Brushed Light Gold | 36 310 782-27 |
|  | Brushed Champagne (22kt Gold) | 36 310 782-46 |
|  | Champagne (22kt Gold) | 36 310 782-47 |
|  | Cyprus | 36 310 782-49 |
|  | Brushed Chrome | 36 310 782-93 |
|  | Brushed Dark Platinum | 36 310 782-99 |

Required miscellaneous



Wall valve clockwise closing 1/2" - 35 621 970-90

- max. recess depth 130 mm 0010
- min. recess depth 85 mm

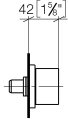
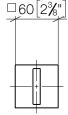


MEM Wall valve - Brushed Platinum

MEM

36 310 782

mm [inches]



Codes & Standards

ASME A112.18.1

cUPC

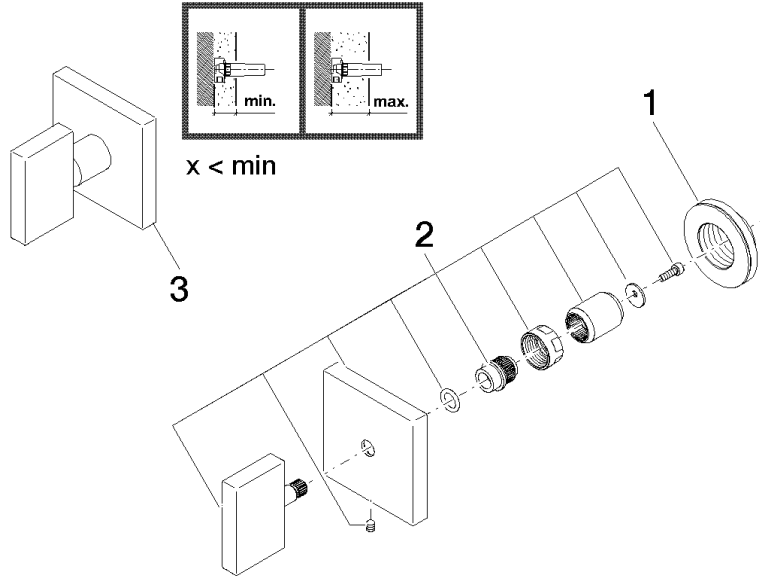
Certificates

IAPMO_4976

36 310 782

Product version from 3/10/2014 to 10/14/2020

Product version from 10/14/2020





MEM Wall valve - Brushed Platinum

MEM

36 310 782

Spare parts list

Product version from 3/10/2014 to 10/14/2020

Product version from 10/14/2020

| No. | Item Number | Name | Quantity used | Delivery time |
|-----|-----------------|------|---------------|---------------|
| | 09 21 02 108 90 | disc | 3 | 60 |