

36 310 782



- rosette 60 x 60 mm

Note: Important! The minimum recess depths make it necessary to have a wall of 2 x 6 crosspieces.

Note: Important! The minimum recess depths make it necessary to have a wall of 2 x 6 crosspieces.

	Cyprus	36 310 782-49
	Chrome	36 310 782-00
	Brushed Platinum	36 310 782-06
	Platinum	36 310 782-08
	Dark Chrome	36 310 782-19
	Brushed Light Gold	36 310 782-27
	Brushed Champagne (22kt Gold)	36 310 782-46
	Champagne (22kt Gold)	36 310 782-47
	Brushed Chrome	36 310 782-93
	Brushed Dark Platinum	36 310 782-99

Required miscellaneous

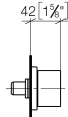
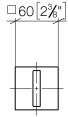


Wall valve clockwise closing 1/2" - 35 621 970-90

- max. recess depth 130 mm 0010
- min. recess depth 85 mm

36 310 782

mm [inches]



Codes & Standards

ASME A112.18.1

cUPC

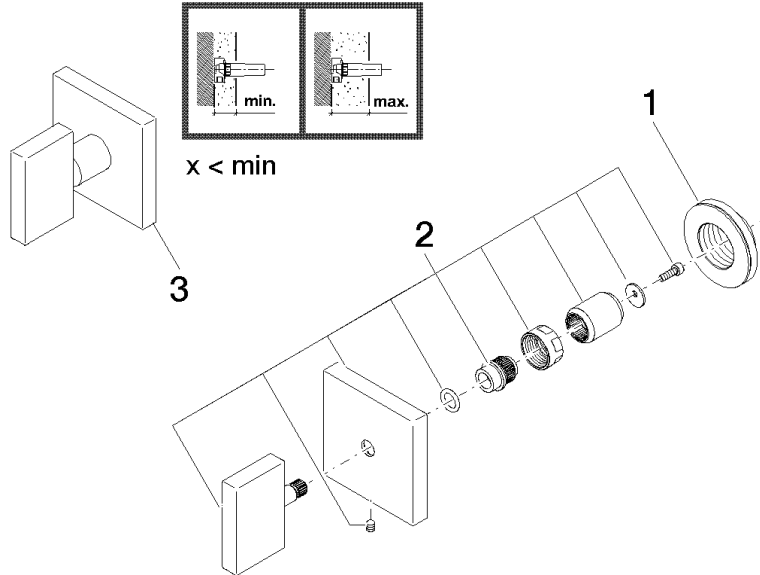
Certificates

IAPMO_4976

36 310 782

Product version from 3/10/2014 to 10/14/2020

Product version from 10/14/2020





MEM Wall valve - Cyprum

MEM

36 310 782

Spare parts list

Product version from 3/10/2014 to 10/14/2020

Product version from 10/14/2020

No.	Item Number	Name	Quantity used	Delivery time
	09 21 02 108 90	disc	3	60