

36 426 710



- rotary diverter with volume control and shut-off function
- cover plate 150 x 90 mm
- temperature control handle with safety limit stop at 38°C
- hot water temperature limiter, can be preset
- single flow function only



Chrome

36 426 710-00 0010



Brushed Platinum

36 426 710-06 0010

Required miscellaneous



Concealed thermostat for one- and two-way outlets -

35 426 970-90 0010

- max. recess depth 136 mm
- min. recess depth 80 mm

Recommended miscellaneous



xGRID Attachment set for integrating in the dry wall construction -

12 340 970 90

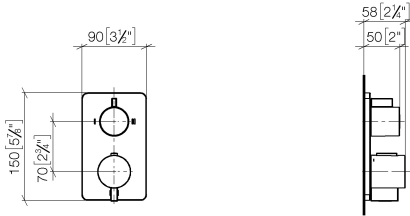
Required miscellaneous



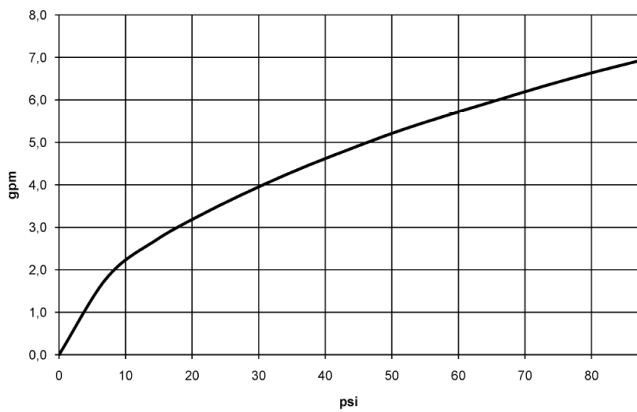
xGRID Installation track 555 mm - 12 360 970 90

36 426 710

mm [inches]



Flow rate chart



Codes & Standards

ADA

ASME
A112.18.1/CSA
B125.1

California Energy
Commission
(CEC)



LULU Concealed thermostat with two function volume control - Chrome

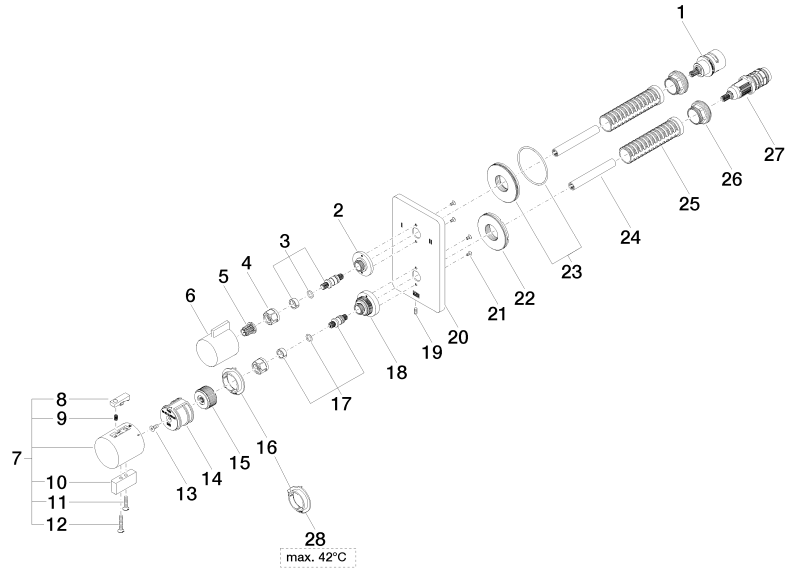
LULU

36 426 710

Certificates

IAPMO_4976 (3).

36 426 710



36 426 710

Spare parts list

No.	Item Number	Name	Quantity used	Delivery time
1	90 90 03 163 00 90	diverter	1	2
2	09 12 12 053-00	base	1	10
3	04 29 06 111 01-00	spindle	1	10
4	90 23 30 023 00 90	nut	2	2
5	90 12 12 002 00 90	fixing cap	1	2
6	09 20 67 006-00	handle	1	10
7	90 17 33 004 00-00	handle	1	10
8	90 21 33 011 00-13	handle	1	2
9	90 16 02 027 00 90	spring	1	2
10	09 20 33 006-00	handle	1	10
11	09 30 30 159-00	screw	1	10
12	09 30 30 160-00	screw	1	10
13	90 30 30 124 00 90	screw	1	2
14	90 12 12 052 00 90	base	1	2
15	09 12 12 054 90	base	1	2
16	09 28 10 190 90	regulator	1	2
17	04 29 06 024 01-00	spindle	1	10
18	09 12 12 051-00	base	1	10
19	09 31 11 134 90	pin	1	2
20	09 11 02 264-00	plate	1	10
21	09 30 30 157 90	screw	4	2
22	09 30 01 296 90	disc	1	2
23	90 30 01 190 00 90	disc	1	2
24	90 23 01 124 00 90	sleeve	2	2
25	90 18 40 077 01 90	spindle	2	2
26	09 24 04 257 90	nut	2	2
27	90 15 02 013 00 90	cartridge	1	2
28	09 28 10 189 90	regulator	1	2