

36 707 782



- 170mm projection
- fixed spout
- rectangular, air-enriched flow
- hole diameter valve 40 mm
- hole diameter spout 40 mm
- individual rosettes 60 x 60 mm
- max. flow 4.5 l/min
- lead-free
- This product can help a building meet the requirements of Green Building Rating Systems, e.g. LEED®, BREEAM®, DGNB

	Chrome	36 707 782-00 0010
	Brushed Platinum	36 707 782-06 0010
	Platinum	36 707 782-08 0010
	Dark Chrome	36 707 782-19 0010
	Brushed Durabronze (23kt Gold)	36 707 782-28 0010
	Brushed Champagne (22kt Gold)	36 707 782-46 0010
	Champagne (22kt Gold)	36 707 782-47 0010
	Brushed Dark Platinum	36 707 782-99 0010

**Required miscellaneous**



**Concealed wall-mounted mixer centred spout -** 35 700 970-90 0010  
 • max. recess depth 150 mm  
 • min. recess depth 110 mm

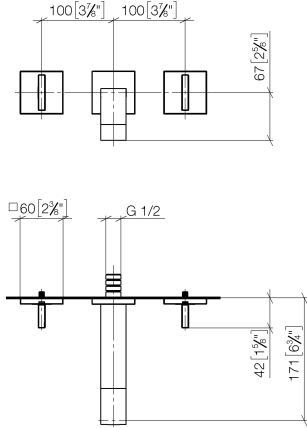
**Required miscellaneous**



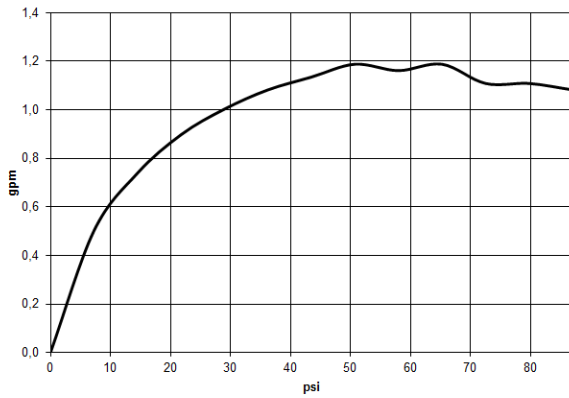
**Concealed wall-mounted mixer variable positioning -** 35 720 970-90 0010  
 • max. recess depth 150 mm  
 • min. recess depth 110 mm

36 707 782

mm [inches]



Flow rate chart



Codes & Standards

ADA

ASME  
A112.18.1/CSA  
B125.1

California Energy  
Commission  
(CEC)

NSF/ANSI 372

NSF/ANSI/CAN  
61

Water Sense





## MEM Wall-mounted basin mixer without pop-up waste - Chrome

---

MEM

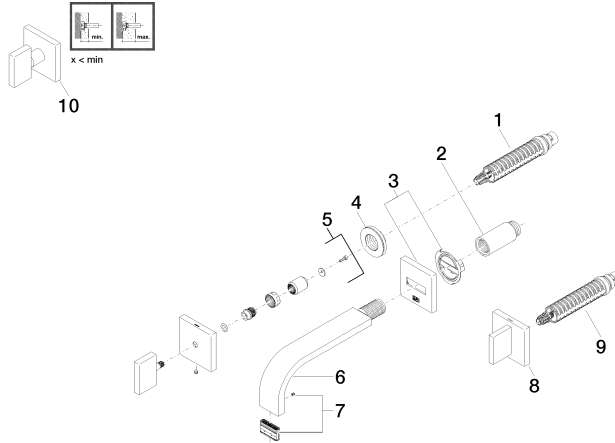
36 707 782

### Certificates

---

IAPMO\_N-4976 (2). IAPMO\_6397 (2). IAPMO\_8834 (1). IAPMO\_4976 (3).

36 707 782



Spare parts list

No.	Item Number	Name	Quantity used	Delivery time
1	90 90 03 156 00 90	top	1	2
2	09 24 03 081 10 90	extension	1	2
3	90 27 78 035 00-00	rosette	1	10
4	09 21 02 108 90	disc	1	60
5	90 20 78 002 07-00	handle ( hot )	1	10
6	04 28 22 150 10-00	spout	1	10
7	90 29 03 118 00 90	aerator	1	2
8	90 20 78 002 06-00	handle ( cold )	1	10
9	90 90 03 157 00 90	top	1	2
10	90 20 78 002 01-00	handle	1	10