

MEM Wall-mounted basin mixer without pop-up waste - Chrome

MEM

36 712 782



- 200mm projection
- fixed spout
- rectangular, air-enriched flow
- hole diameter valve 40 mm
- hole diameter spout 40 mm
- individual rosettes 60 x 60 mm
- max. flow 4.5 l/min
- lead-free
- This product can help a building meet the requirements of Green Building Rating Systems, e.g. LEED®, BREEAM®, DGNB

	Chrome	36 712 782-00 0010
	Brushed Platinum	36 712 782-06 0010
	Platinum	36 712 782-08 0010
	Dark Chrome	36 712 782-19 0010
	Brushed Durabronze (23kt Gold)	36 712 782-28 0010
	Brushed Champagne (22kt Gold)	36 712 782-46 0010
	Champagne (22kt Gold)	36 712 782-47 0010
	Brushed Dark Platinum	36 712 782-99 0010

Required miscellaneous



Concealed wall-mounted mixer centred spout - 35 700 970-90 0010
 • max. recess depth 150 mm
 • min. recess depth 110 mm

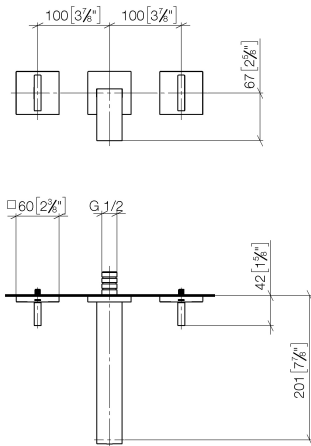
Required miscellaneous



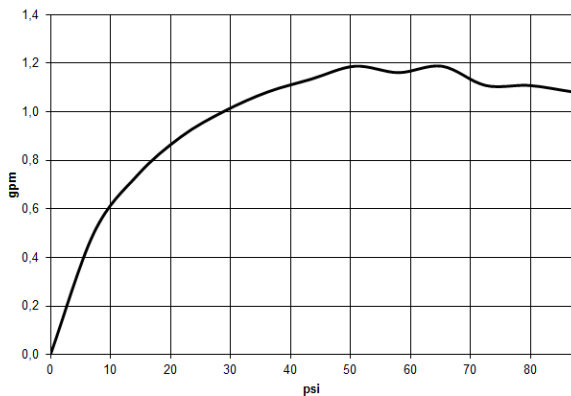
Concealed wall-mounted mixer variable positioning - 35 720 970-90 0010
 • max. recess depth 150 mm
 • min. recess depth 110 mm

36 712 782

mm [inches]



Flow rate chart



Codes & Standards

ADA

ASME
A112.18.1/CSA
B125.1

California Energy
Commission
(CEC)

NSF/ANSI 372

NSF/ANSI/CAN
61

Water Sense





MEM Wall-mounted basin mixer without pop-up waste - Chrome

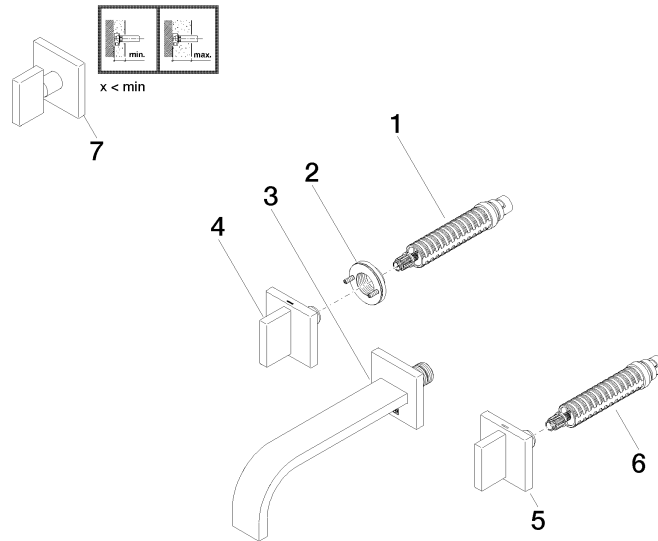
MEM

36 712 782

Certificates

IAPMO_N-4976 (2). IAPMO_6397 (2). IAPMO_8834 (1). IAPMO_4976 (3).

36 712 782



Spare parts list

No.	Item Number	Name	Quantity used	Delivery time
1	90 90 03 156 00 90	top	1	2
2	90 21 02 108 00 90	disc	1	2
3	13 800 782-00 0010	MEM Wall-mounted basin spout without pop-up waste - Chrome	1	10
4	90 20 78 002 07-00	handle (hot)	1	10
5	90 20 78 002 06-00	handle (cold)	1	10
6	90 90 03 157 00 90	top	1	2
7	90 20 78 002 01-00	handle	1	10