








36 712 811



- 190mm projection
- fixed spout
- rectangular, air-enriched flow
- hole diameter valve 37 mm
- hole diameter spout 37 mm
- handle Ø 60mm
- max. flow 4.5 l/min
- lead-free
- This product can help a building meet the requirements of Green Building Rating Systems, e.g. LEED®, BREEAM®, DGNB
- WRAS 2111006

NOTE: The handle inserts must be ordered separately from the fittings!

NOTE: The handle inserts must be ordered separately from the fittings!

	Chrome	36 712 811-00
	Brushed Platinum	36 712 811-06
	Dark Chrome	36 712 811-19
	Brushed Durabronze (23kt Gold)	36 712 811-28
	Platinum / Brushed Platinum	36 712 811-36
	Durabronze / Brushed Durabronze (23kt Gold)	36 712 811-38
	Brushed Dark Platinum	36 712 811-99

Required miscellaneous



- Concealed wall-mounted mixer centred spout -** 35 700 970-90 0010
- max. recess depth 145 mm
 - min. recess depth 85 mm

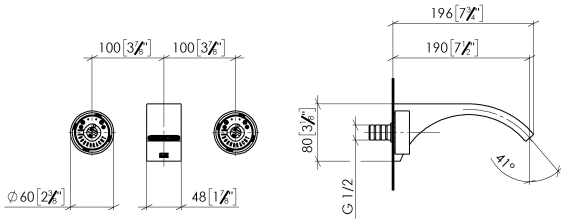
Required miscellaneous



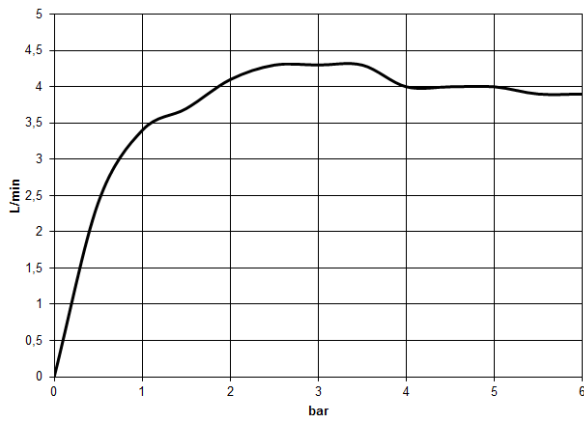
- Concealed wall-mounted mixer variable positioning -** 35 720 970-90 0010
- max. recess depth 145 mm
 - min. recess depth 85 mm

36 712 811

mm [inches]



Flow rate chart



Codes & Standards

California Energy
Commission
(CEC)

Water Sense





CYO Wall-mounted basin mixer without pop-up waste - Chrome

CYO

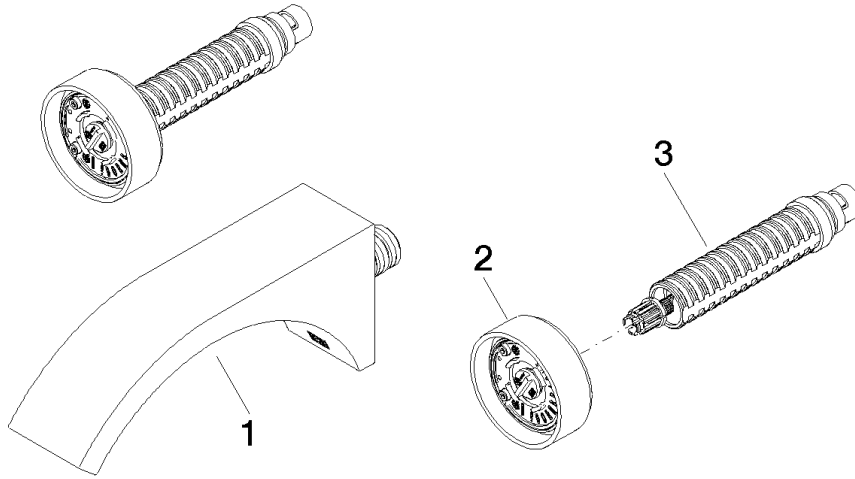
36 712 811

Certificates

WRAS_2111006. IAPMO_N-4976 (2). IAPMO_8834 (2). IAPMO_6397 (2). IAPMO_4976 (1).

LGA_38121.

36 712 811



Spare parts list

No.	Item Number	Name	Quantity used	Delivery time
1	13 805 811-00	CYO Wall-mounted basin spout without pop-up waste - Chrome	1	10
2	90 18 40 290 00-00	handle	1	10
3	90 90 03 171 01 90	top	1	2