

MEM Deck-mounted basin spout with pop-up waste - Brushed Durabrass (23kt Gold)









MEM

13 715 782 Product version from 3/10/2014 to 6/16/2021



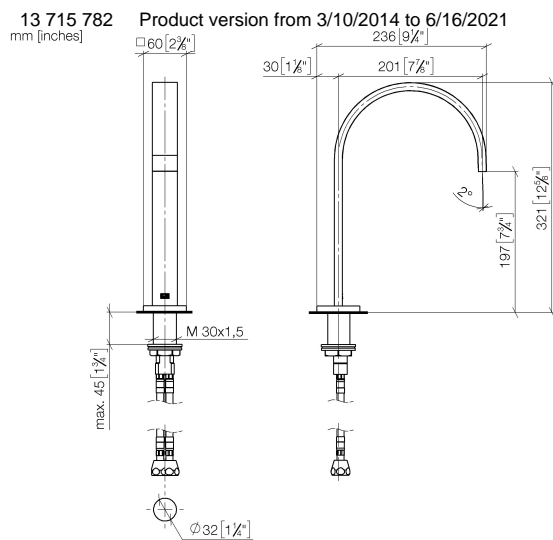
- 200mm projection
- fixed spout
- rectangular, air-enriched flow
- height of mixer 321 mm
- height up to aerator 190 mm
- hole diameter 35 mm
- 2x screw-in M 10 x 1 pressure hose, leak-tested
- rosette 60 x 60 mm
- max. flow 5.7 l/min
- lead-free
- This product can help a building meet the requirements of Green Building Rating Systems, e.g. LEED®, BREEAM®, DGNB

Only suitable for basins with an overflow.

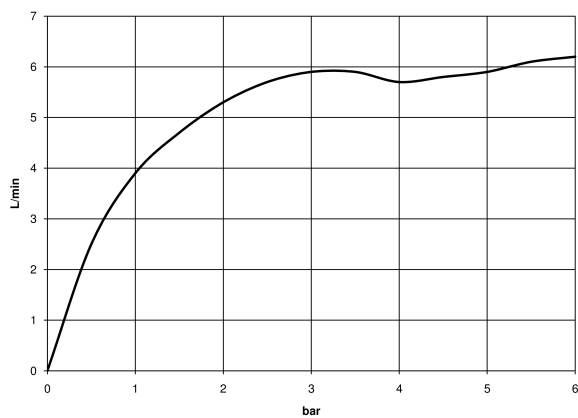
	Brushed Durabrass (23kt Gold)	13 715 782-28
	Chrome	13 715 782-00
	Brushed Platinum	13 715 782-06
	Platinum	13 715 782-08
	Dark Chrome	13 715 782-19
	Brushed Champagne (22kt Gold)	13 715 782-46
	Champagne (22kt Gold)	13 715 782-47
	Brushed Dark Platinum	13 715 782-99

MEM Deck-mounted basin spout with pop-up waste - Brushed Durabrass (23kt Gold)

MEM



Flow rate chart



Codes & Standards

Executive Order
no. 1007



MEM Deck-mounted basin spout with pop-up waste - Brushed Durabrass (23kt Gold)

MEM

13 715 782 Product version from 3/10/2014 to 6/16/2021

Certificates and sustainability

GDV_0400

MEM Deck-mounted basin spout with pop-up waste - Brushed Durabronz (23kt Gold)

MEM

13 715 782 Product version from 3/10/2014 to 6/16/2021

Parts for other
finishes can be found
here: [Chrome](#)



Spare parts list

No.	Item Number	Name	Quantity used	Delivery time
3	09 11 10 054 10 90	connection	1.00	2
4	09 14 10 130 90	seal	1.00	2
7	04 23 10 009 01 90	fixing set	1.00	2
5	09 11 10 055 10 90	connection	1.00	2
9	09 31 20 065 90	plug	1.00	2
6	04 30 04 019 00 90	hose	2.00	2
2	09 27 78 034-28	rosette	1.00	20
1	90 28 22 155 01-28	spout	1.00	20
10	10 125 970-28	Basin Waste with push fastening 1 1/4" - Brushed Durabronz (23kt Gold)	1.00	2
8	90 14 10 060 00 90	seal	1.00	2