

Deck valve anti-clockwise closing cold - Brushed Platinum








CL.1

20 000 716



- hole diameter 32 mm
- rosette 60 x 60 mm
- with cold marking

Fits: CL.1, CYO

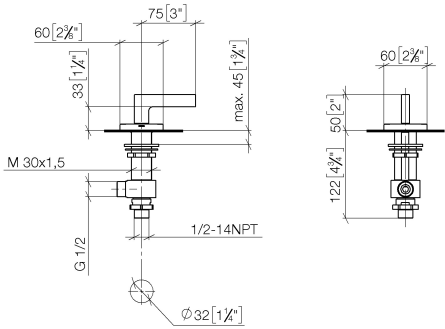
	Brushed Platinum	20 000 716-06
	Chrome	20 000 716-00
	Dark Chrome	20 000 716-19
	Brushed Durabress (23kt Gold)	20 000 716-28
	Brushed Champagne (22kt Gold)	20 000 716-46
	Champagne (22kt Gold)	20 000 716-47
	Brushed Dark Platinum	20 000 716-99

Deck valve anti-clockwise closing cold - Brushed Platinum

CL.1

20 000 716

mm [inches]



Flow rate chart



Codes & Standards

ASME A112.18.1

cUPC

DIN 4109

ISO 3822

Ü-Zeichen



Deck valve anti-clockwise closing cold - Brushed Platinum

CL.1

20 000 716

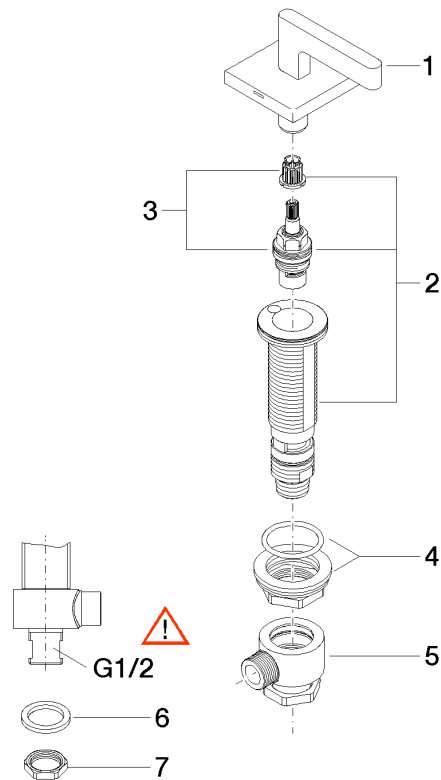
Certificates

IAPMO_4976

LGA_28

Product version from 6/1/2015

Parts for other
finishes can be found
here: [Chrome](#)





Deck valve anti-clockwise closing cold - Brushed Platinum

CL.1

20 000 716

Spare parts list

Product version from 6/1/2015

No.	Item Number	Name	Quantity used	Delivery time
	90 20 70 057 01-06	handle (cold)	7	10