











TARA Deck valve clockwise closing cold or hot - Brushed Champagne (22kt Gold)

TARA

20 000 892 Product version from 4/1/2025



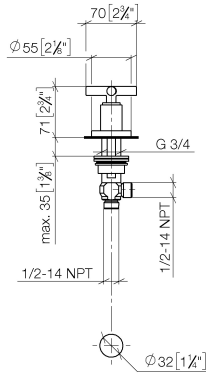
- hole diameter 32 mm
- rosette Ø 55 mm
- WRAS

	Brushed Champagne (22kt Gold)	20 000 892-46
	Chrome	20 000 892-00
	Brushed Platinum	20 000 892-06
	Platinum	20 000 892-08
	Dark Chrome	20 000 892-19
	Brushed Durabronze (23kt Gold)	20 000 892-28
	Matte Black	20 000 892-33
	Brushed Dark Brass	20 000 892-39
	Brushed Bronze	20 000 892-42
	Champagne (22kt Gold)	20 000 892-47
	Brushed Chrome	20 000 892-93
	Brushed Dark Platinum	20 000 892-99

**TARA Deck valve clockwise closing cold or hot - Brushed Champagne (22kt Gold)**

TARA

20 000 892 Product version from 4/1/2025  
mm [inches]



**Flow rate chart**



**Codes & Standards**

ASME A112.18.1	cUPC	Scottish Water Byelaws	UK Water Supply Regulations
----------------	------	---------------------------	--------------------------------



## TARA Deck valve clockwise closing cold or hot - Brushed Champagne (22kt Gold)

TARA

---

20 000 892 Product version from 4/1/2025

Certificates and sustainability

---

WRAS\_2112

IAPMO\_4976

# TARA Deck valve clockwise closing cold or hot - Brushed Champagne (22kt Gold)

TARA

20 000 892 Product version from 4/1/2025

Parts for other  
finishes can be found  
here: [Chrome](#)

