







CL.1 Deck valve clockwise closing cold - Dark Chrome

CL.1

20 001 705    Product version from 3/9/2015



- with WAVES structure
- hole diameter 32 mm
- rosette 60 x 60 mm
- with cold marking
- WRAS

	Dark Chrome	20 001 705-19
	Chrome	20 001 705-00
	Brushed Platinum	20 001 705-06
	Brushed Champagne (22kt Gold)	20 001 705-46
	Champagne (22kt Gold)	20 001 705-47
	Brushed Dark Platinum	20 001 705-99





## CL.1 Deck valve clockwise closing cold - Dark Chrome

---

CL.1

20 001 705 Product version from 3/9/2015

### Certificates and sustainability

---

IAPMO\_4976

WRAS\_2103

LGA\_28

## CL.1 Deck valve clockwise closing cold - Dark Chrome

CL.1

20 001 705 Product version from 3/9/2015

Parts for other  
finishes can be found  
here: [Chrome](#)



### Spare parts list

No.	Item Number	Name	Quantity used	Delivery time
1	90 20 70 055 04-19	handle ( cold )	1.00	20
5	04 17 11 023 10 90	distributor	1.00	2
3	90 90 03 133 00 90	top	1.00	2
8	09 23 10 012 90	nut	1.00	2
2	04 17 11 058 33 90	side panel	1.00	2
4	04 23 10 032 78 90	fixing set	1.00	2
6	90 23 30 040 00-19	threaded connector	1.00	-
Spare part can no longer be ordered, please order the replacement item				
7	09 30 11 059 90	disc	1.00	2