

CL.1 Deck valve anti-clockwise closing hot - Champagne (22kt Gold)

CL.1

20 004 706



- hole diameter 32 mm
- rosette 60 x 47 mm
- with hot marking
- WRAS 240202020

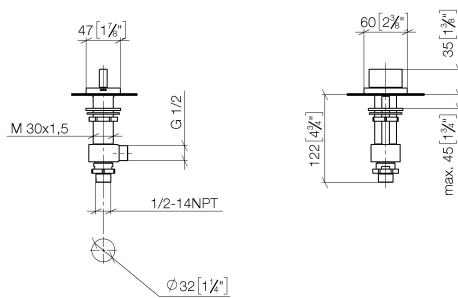
	Champagne (22kt Gold)	20 004 706-47
	Chrome	20 004 706-00
	Brushed Platinum	20 004 706-06
	Dark Chrome	20 004 706-19
	Brushed Champagne (22kt Gold)	20 004 706-46
	Brushed Dark Platinum	20 004 706-99

CL.1 Deck valve anti-clockwise closing hot - Champagne (22kt Gold)

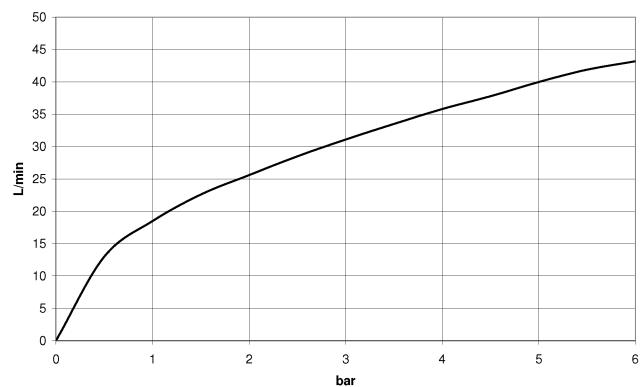
CL.1

20 004 706

mm [inches]



Flow rate chart



Codes & Standards

DIN 4109

ISO 3822

NSF372

NSF61

Scottish Water
Byelaws

UK Water Supply
Regulations

Ü-Zeichen



CL.1 Deck valve anti-clockwise closing hot - Champagne (22kt Gold)

CL.1

20 004 706

Certificates

WRAS_240202

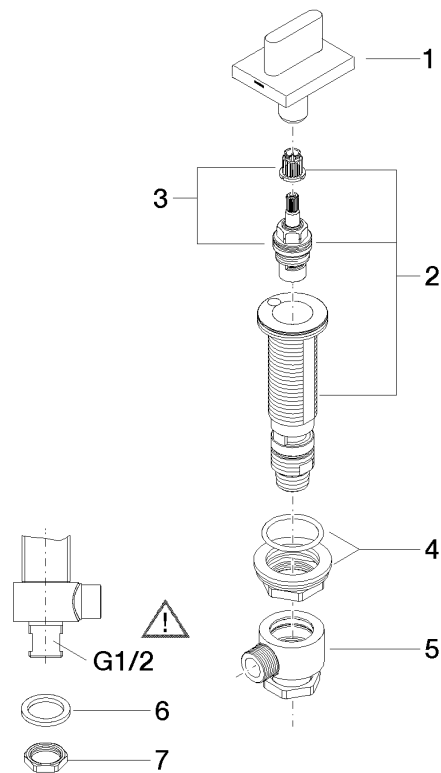
IAPMO_N-4

LGA_28

IAPMO_6

Product version from 3/9/2015

Parts for other
finishes can be found
here: [Chrome](#)





CL.1 Deck valve anti-clockwise closing hot - Champagne (22kt Gold)

CL.1

20 004 706

Spare parts list

Product version from 3/9/2015

No.	Item Number	Name	Quantity used	Delivery time
	90 20 70 051 07-47	handle (hot)	8	30