

CL.1 Deck valve anti-clockwise closing hot - Brushed Dark Platinum

CL.1

20 004 706

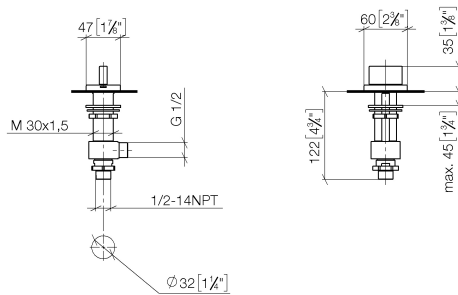


- hole diameter 32 mm
- rosette 60 x 47 mm
- with hot marking
- WRAS 240202020

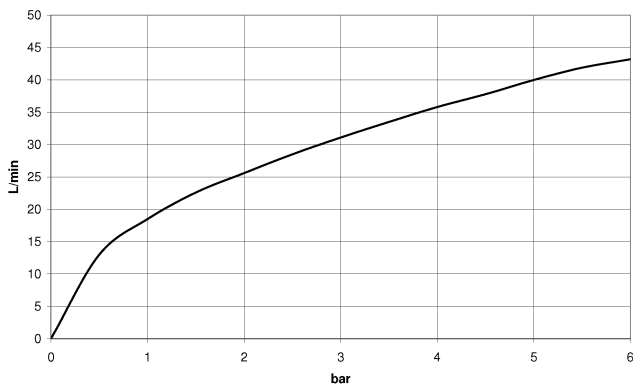
	Brushed Dark Platinum	20 004 706-99
	Chrome	20 004 706-00
	Brushed Platinum	20 004 706-06
	Dark Chrome	20 004 706-19
	Brushed Champagne (22kt Gold)	20 004 706-46
	Champagne (22kt Gold)	20 004 706-47

20 004 706

mm [inches]



### Flow rate chart



### Codes & Standards

ASME A112.18.1	cUPC	DIN 4109	ISO 3822
NSF372	NSF61	Scottish Water Byelaws	UK Water Supply Regulations

Ü-Zeichen



CL.1 Deck valve anti-clockwise closing hot - Brushed Dark Platinum

CL.1

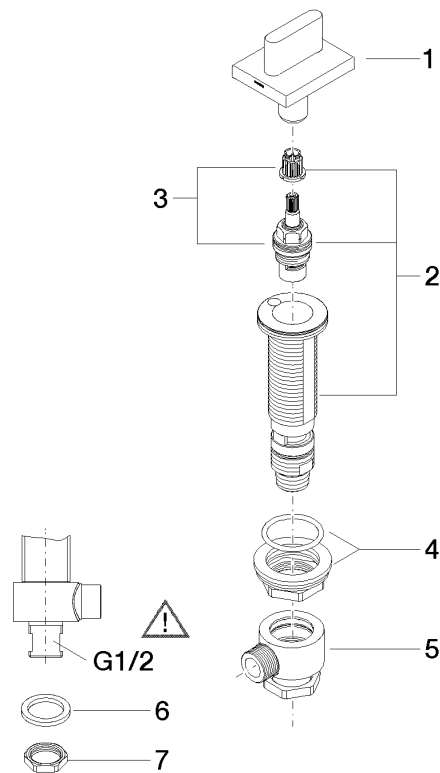
20 004 706

Certificates

IAPMO_4976	WRAS_240202	IAPMO_N-4	WRAS_1804	LGA_28
IAPMO_6				

**Product version from 3/9/2015**

Parts for other  
finishes can be found  
here: [Chrome](#)





## CL.1 Deck valve anti-clockwise closing hot - Brushed Dark Platinum

CL.1

20 004 706

### Spare parts list

#### Product version from 3/9/2015

No.	Item Number	Name	Quantity used	Delivery time
	90 20 70 051 07-99	handle ( hot )	8	30