








IMO Three-hole basin mixer with pop-up waste - Dark Chrome

IMO

20 713 671    Product version from 4/1/2024



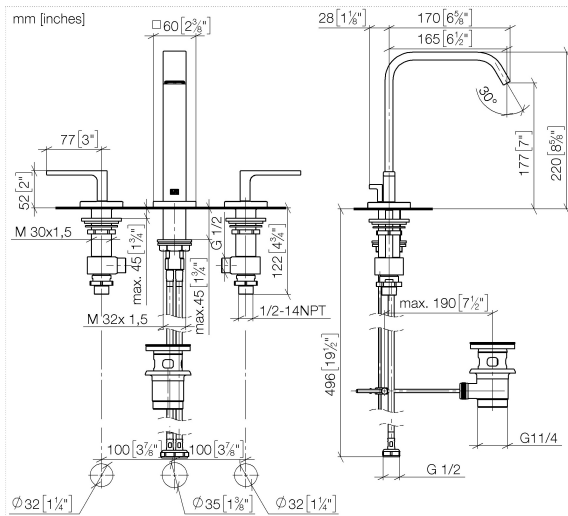
- 165mm projection
  - fixed spout
  - rectangular, air-enriched flow
  - height of mixer 220 mm
  - height up to aerator 177 mm
  - hole diameter valve 32 mm
  - hole diameter spout 35 mm
  - rosette 60 x 60 mm
  - 2x screw-in M 10 x 1 pressure hose, leak-tested
  - max. flow 4.6 l/min
  - lead-free
  - This product can help a building meet the requirements of Green Building Rating Systems, e.g. LEED®, BREEAM®, DGNB
- Only suitable for basins with an overflow.

	Dark Chrome	20 713 671-19
	Chrome	20 713 671-00
	Brushed Platinum	20 713 671-06
	Brushed Light Gold	20 713 671-27
	Matte Black	20 713 671-33
	Brushed Chrome	20 713 671-93
	Brushed Dark Platinum	20 713 671-99

Recommended miscellaneous



- High pressure hoses -12 506 970 90
- 2x 3/8" x 1/2" x 500mm high pressure hose



Flow rate chart



Codes & Standards

DIN 4109

ISO 3822

Ü-Zeichen



## IMO Three-hole basin mixer with pop-up waste - Dark Chrome

---

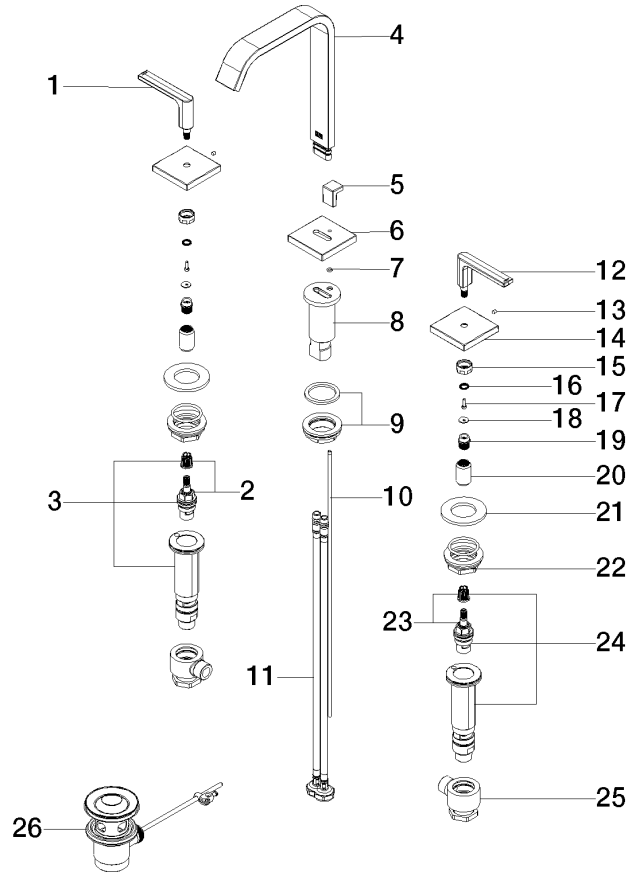
IMO

20 713 671 Product version from 4/1/2024

Certificates and sustainability

---

LGA\_38





## IMO Three-hole basin mixer with pop-up waste - Dark Chrome

IMO

20 713 671 Product version from 4/1/2024

### Spare parts list

No.	Item Number	Name	Quantity used	Delivery time
19	09 12 12 057 90	fixing cap	2.00	2
13	90 31 11 007 00 90	pin	2.00	2
16	09 14 03 187 90	seal	2.00	2
2	90 90 03 133 00 90	top	1.00	2
15	09 23 30 074 90	nut	2.00	2
17	09 30 30 167 90	screw	2.00	2
1	90 20 67 026 00-19	handle ( hot )	1.00	20
18	09 30 11 193 90	disc	2.00	2
11	04 30 04 019 00 90	hose	2.00	2
7	09 14 10 166 90	seal	1.00	2
10	09 31 09 080-19	pull-rod	1.00	60
5	09 20 78 030-19	handle	1.00	20
3	04 17 11 058 33 90	side panel	1.00	2
23	90 90 03 132 00 90	top	1.00	2
22	04 23 10 032 78 90	fixing set	2.00	2
24	04 17 11 058 32 90	side panel	1.00	2
26	90 11 01 001 00-19	pop-up waste	1.00	20
25	04 17 11 023 10 90	distributor	2.00	2
9	04 23 10 009 01 90	fixing set	1.00	2
8	09 11 10 054 10 90	connection	1.00	2
20	09 12 12 058 90	sleeve	2.00	2
14	09 27 78 033-19	rosette	2.00	60
12	90 20 67 025 00-19	handle ( cold )	1.00	20
4	90 28 22 415 00-19	spout	1.00	20
21	09 30 11 099 90	disc	2.00	2
6	09 27 78 032-19	rosette	1.00	60