

IMO Three-hole basin mixer with pop-up waste - Brushed Dark Platinum

IMO

20 713 671 Product version from 4/1/2024



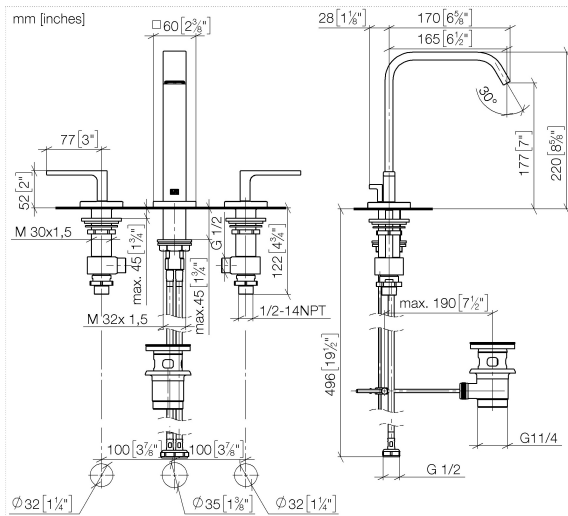
- 165mm projection
 - fixed spout
 - rectangular, air-enriched flow
 - height of mixer 220 mm
 - height up to aerator 177 mm
 - hole diameter valve 32 mm
 - hole diameter spout 35 mm
 - rosette 60 x 60 mm
 - 2x screw-in M 10 x 1 pressure hose, leak-tested
 - max. flow 4.6 l/min
 - lead-free
 - This product can help a building meet the requirements of Green Building Rating Systems, e.g. LEED®, BREEAM®, DGNB
- Only suitable for basins with an overflow.

| | | |
|---|-----------------------|---------------|
|  | Brushed Dark Platinum | 20 713 671-99 |
|  | Chrome | 20 713 671-00 |
|  | Brushed Platinum | 20 713 671-06 |
|  | Dark Chrome | 20 713 671-19 |
|  | Brushed Light Gold | 20 713 671-27 |
|  | Matte Black | 20 713 671-33 |
|  | Brushed Chrome | 20 713 671-93 |

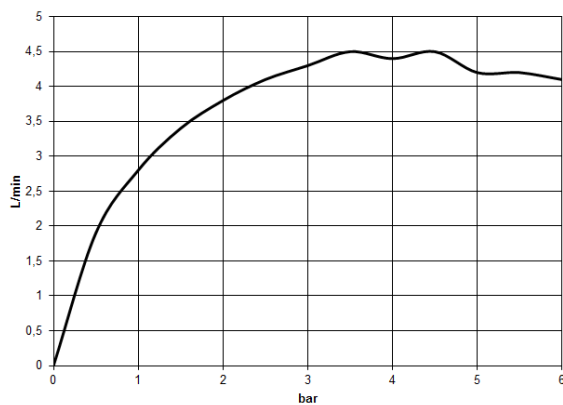
Recommended miscellaneous



- High pressure hoses -12 506 970 90
- 2x 3/8" x 1/2" x 500mm high pressure hose



Flow rate chart



Codes & Standards

DIN 4109

ISO 3822

Ü-Zeichen



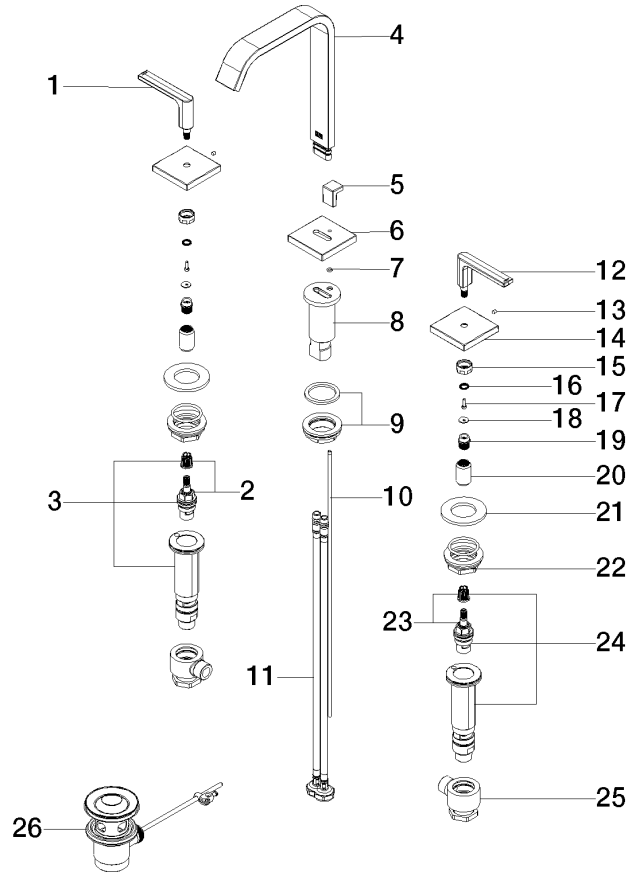
IMO Three-hole basin mixer with pop-up waste - Brushed Dark Platinum

IMO

20 713 671 Product version from 4/1/2024

Certificates and sustainability

LGA_38





IMO Three-hole basin mixer with pop-up waste - Brushed Dark Platinum

IMO

20 713 671 Product version from 4/1/2024

Spare parts list

| No. | Item Number | Name | Quantity used | Delivery time |
|-----|--------------------|-----------------|---------------|---------------|
| 21 | 09 30 11 099 90 | disc | 2.00 | 2 |
| 3 | 04 17 11 058 33 90 | side panel | 1.00 | 2 |
| 12 | 90 20 67 025 00-99 | handle (cold) | 1.00 | 20 |
| 11 | 04 30 04 019 00 90 | hose | 2.00 | 2 |
| 17 | 09 30 30 167 90 | screw | 2.00 | 2 |
| 5 | 09 20 78 030-99 | handle | 1.00 | 20 |
| 22 | 04 23 10 032 78 90 | fixing set | 2.00 | 2 |
| 26 | 90 11 01 001 00-99 | pop-up waste | 1.00 | 20 |
| 18 | 09 30 11 193 90 | disc | 2.00 | 2 |
| 13 | 90 31 11 007 00 90 | pin | 2.00 | 2 |
| 7 | 09 14 10 166 90 | seal | 1.00 | 2 |
| 6 | 09 27 78 032-99 | rosette | 1.00 | 20 |
| 4 | 90 28 22 415 00-99 | spout | 1.00 | 20 |
| 10 | 09 31 09 080-99 | pull-rod | 1.00 | 20 |
| 20 | 09 12 12 058 90 | sleeve | 2.00 | 2 |
| 1 | 90 20 67 026 00-99 | handle (hot) | 1.00 | 20 |
| 2 | 90 90 03 133 00 90 | top | 1.00 | 2 |
| 23 | 90 90 03 132 00 90 | top | 1.00 | 2 |
| 16 | 09 14 03 187 90 | seal | 2.00 | 2 |
| 25 | 04 17 11 023 10 90 | distributor | 2.00 | 2 |
| 8 | 09 11 10 054 10 90 | connection | 1.00 | 2 |
| 15 | 09 23 30 074 90 | nut | 2.00 | 2 |
| 19 | 09 12 12 057 90 | fixing cap | 2.00 | 2 |
| 14 | 09 27 78 033-99 | rosette | 2.00 | 20 |
| 24 | 04 17 11 058 32 90 | side panel | 1.00 | 2 |
| 9 | 04 23 10 009 01 90 | fixing set | 1.00 | 2 |