

## TARA Bath mixer for wall mounting with hand shower set - Matte Black

25 133 892 Product version from 5/27/2021



- spout: circular, air-enriched flow
- max. flow 22 l/min at 3 bar flow pressure
- Hand shower: COMPACT RAIN, max. flow rate 6.8 l/min (at 3 bar)
- complete hand shower set with anti-scale system
- 240mm projection
- rotary diverter for bath/shower
- slide-on rosettes Ø 65 mm
- rosette for shower holder Ø 50mm
- 1/2" connection
- gauge 150 mm - 15 mm
- metal shower hose 1250mm with integrated anti-twist protection
- WRAS

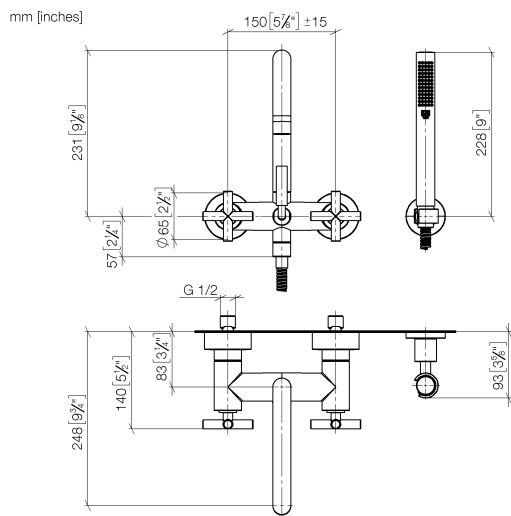
Intrinsic protection against back flow.

Stand pipes combination possible on request (special production).

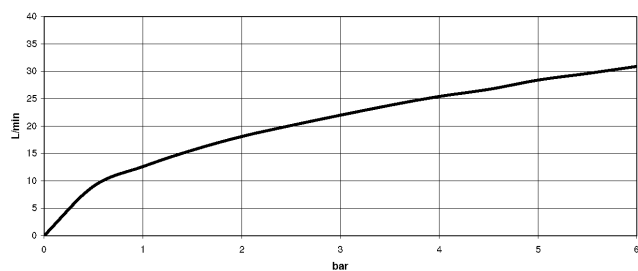
	Matte Black	25 133 892-33
	Chrome	25 133 892-00
	Brushed Platinum	25 133 892-06
	Platinum	25 133 892-08
	Dark Chrome	25 133 892-19
	Brushed Durabronze (23kt Gold)	25 133 892-28
	Brushed Champagne (22kt Gold)	25 133 892-46
	Champagne (22kt Gold)	25 133 892-47
	Brushed Chrome	25 133 892-93
	Brushed Dark Platinum	25 133 892-99

## TARA Bath mixer for wall mounting with hand shower set - Matte Black

25 133 892 Product version from 5/27/2021



### Flow rate chart



### Codes & Standards

DIN 4109

EN 1717

ISO 3822

Scottish Water  
Byelaws

UK Water Supply  
Regulations

Ü-Zeichen



## TARA Bath mixer for wall mounting with hand shower set - Matte Black

---

25 133 892 Product version from 5/27/2021

### Certificates

---

WRAS\_2210

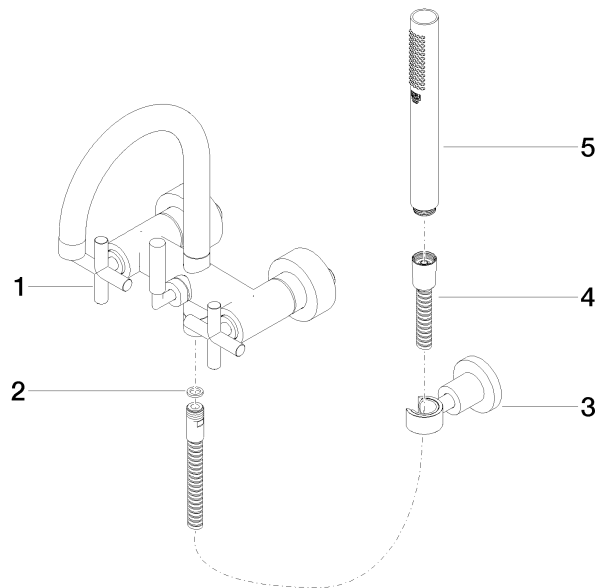
LGA\_18

Belgaqua\_21-026-2

## TARA Bath mixer for wall mounting with hand shower set - Matte Black

25 133 892 Product version from 5/27/2021

Parts for other  
finishes can be found  
here: [Chrome](#)



### Spare parts list

No.	Item Number	Name	Quantity used	Delivery time
1	25 100 892-33	TARA Bath mixer for wall mounting - Matte Black	1	-
Spare part can no longer be ordered, please order the replacement item				
2	90 14 20 026 00 90	seal	1	2
3	28 050 892-33	TARA Wall bracket - Matte Black	1	10
4	90 30 02 072 00-33	Metal shower hose 1/2" x 3/8" x 1250 mm - Matte Black	1	30
5	90 12 11 140 41-33	shower	1	30