

Single-lever bath mixer with stand pipe for free-standing assembly with hand shower set - Brushed Dark Platinum

SERIES SPECIFIC














25 863 661 Product version from 10/1/2023



- spout: circular, air-enriched flow
- max. flow 19.5 l/min at 3 bar flow pressure
- Hand shower: COMPACT RAIN, max. flow rate 6.8 l/min (at 3 bar)
- bar-type hand shower with anti-scale system
- pivotable spout 360°
- 281mm projection
- wall bracket
- automatic bath/shower diverter
- total height 1031 - 1101 mm
- stand pipe height 565 - 635 mm
- height up to aerator 899 – 969 mm
- slide-on rosettes Ø 135 mm
- metal shower hose 1250mm with integrated anti-twist protection
- WRAS

Intrinsic protection against back flow.

Intrinsic protection against back flow.

| | | |
|---|--------------------------------|---------------|
|  | Brushed Dark Platinum | 25 863 661-99 |
|  | Chrome | 25 863 661-00 |
|  | Brushed Platinum | 25 863 661-06 |
|  | Dark Chrome | 25 863 661-19 |
|  | Light Gold | 25 863 661-26 |
|  | Brushed Light Gold | 25 863 661-27 |
|  | Brushed Durabronze (23kt Gold) | 25 863 661-28 |
|  | Matte Black | 25 863 661-33 |
|  | Brushed Dark Brass | 25 863 661-39 |
|  | Brushed Bronze | 25 863 661-42 |
|  | Brushed Champagne (22kt Gold) | 25 863 661-46 |
|  | Champagne (22kt Gold) | 25 863 661-47 |
|  | Brushed Chrome | 25 863 661-93 |

Required miscellaneous



Concealed floor mounting -

35 945 970 90

- max. recess depth 150 mm
- min. recess depth 80 mm

Single-lever bath mixer with stand pipe for free-standing assembly with hand shower set - Brushed Dark Platinum

SERIES SPECIFIC

25 863 661 Product version from 10/1/2023



Flow rate chart



Codes & Standards

| | | | |
|----------------|------------------------|-----------------------------|-----------|
| ASME A112.18.1 | cUPC | DIN 4109 | EN 1717 |
| ISO 3822 | Scottish Water Byelaws | UK Water Supply Regulations | Ü-Zeichen |



Single-lever bath mixer with stand pipe for free-standing assembly with hand shower set - Brushed Dark Platinum

SERIES SPECIFIC

25 863 661 Product version from 10/1/2023

Certificates and sustainability

| | | | |
|------------|----------------|--------|-------------|
| IAPMO_4976 | Belgaqua_19_77 | LGA_29 | WRAS_250502 |
|------------|----------------|--------|-------------|

Single-lever bath mixer with stand pipe for free-standing assembly with hand shower set - Brushed Dark Platinum

SERIES SPECIFIC

25 863 661 Product version from 10/1/2023





Single-lever bath mixer with stand pipe for free-standing assembly with hand shower set - Brushed Dark Platinum

SERIES SPECIFIC

25 863 661 Product version from 10/1/2023

Spare parts list

| No. | Item Number | Name | Quantity used | Delivery time |
|--|--------------------|---|---------------|---------------|
| 2 | 90 30 02 072 00-99 | Metal shower hose 1/2" x 3/8" x 1250 mm - Brushed Dark Platinum | 1.00 | 20 |
| 24 | 09 24 03 152 20-99 | adaptor | 1.00 | - |
| Spare part can no longer be ordered, please order the replacement item | | | | |
| 7 | 09 24 03 153 20-99 | nipple | 1.00 | - |
| Spare part can no longer be ordered, please order the replacement item | | | | |
| 19 | 09 24 04 298 90 | nut | 1.00 | 2 |
| 32 | 09 14 10 018 90 | seal | 1.00 | 2 |
| 22 | 90 20 66 005 00-99 | handle | 1.00 | 20 |
| 16 | 09 21 34 081 20-99 | nipple | 1.00 | 20 |
| 21 | 09 28 30 036-99 | cover | 1.00 | 20 |
| 27 | 04 28 22 025 00 90 | connection | 2.00 | 2 |
| 8 | 90 16 02 023 00 90 | spring | 1.00 | 2 |
| 3 | 09 18 40 118 90 | sleeve | 1.00 | 2 |
| 18 | 90 15 05 039 00 90 | cartridge | 1.00 | 2 |
| 9 | 09 31 09 102 20-99 | pull-rod | 1.00 | - |
| Spare part can no longer be ordered, please order the replacement item | | | | |
| 4 | 09 31 11 058 90 | pin | 1.00 | 2 |
| 10 | 09 24 03 069 90 | nipple | 1.00 | 2 |
| 14 | 04 31 20 036 00 90 | plug | 2.00 | 2 |
| 25 | 09 30 30 111 90 | screw | 1.00 | 2 |
| 28 | 04 28 22 030 00-99 | pipe | 1.00 | 20 |
| 15 | 09 14 10 112 90 | seal | 1.00 | 2 |
| 29 | 09 27 88 007-99 | rosette | 1.00 | 20 |
| 20 | 09 14 10 037 90 | seal | 1.00 | 2 |
| 26 | 09 14 10 139 90 | seal | 2.00 | 2 |
| 31 | 09 14 10 084 90 | seal | 1.00 | 2 |
| 17 | 09 20 88 002-99 | handle | 1.00 | 20 |
| 11 | 90 21 02 069 00-99 | cover | 1.00 | 20 |
| 5 | 90 23 01 141 00 90 | back-flow preventer | 1.00 | 2 |
| 12 | 90 14 20 026 00 90 | seal | 1.00 | 2 |
| 6 | 90 14 10 010 00 90 | seal | 3.00 | 2 |
| 30 | 90 14 10 129 00 90 | seal | 1.00 | 2 |
| 23 | 04 31 20 039 11 90 | plug | 1.00 | 2 |
| 13 | 90 28 22 327 01-99 | spout | 1.00 | 20 |
| 1 | 90 12 11 140 41-99 | shower | 1.00 | 20 |