

## Shower system with single-lever shower mixer without hand shower FlowReduce - Light Gold

SERIES SPECIFIC

26 025 661 Product version from 4/1/2024

















- shower with fixed riser projection 450mm
- pivotable 180°
- Rain shower: PURE RAIN, max. flow rate 9 l/min (at 3 bar)
- Function from: 7 l/min
- rain shower Ø 300 mm
- rain shower with anti-scale system
- rosette for shower holder Ø 55mm
- slide-on rosettes Ø 55 mm
- 1500 mm metal shower hose
- height of fittings up to top edge of elbow 2280mm
- height of fittings up to rain shower (bottom edge) 1940mm
- automatic diverter for fixed-riser shower/hand shower
- Pipe diameter 20 mm
- quick clearing
- This product can help a building meet the requirements of Green Building Rating Systems, e.g. LEED®, BREEAM®, DGNB

This article does not include a hand shower!

Water carrying concealed rough parts on lower wall fixing.

Recommended spacing from bottom edge of shower stem to floor 92 mm.

Intrinsic protection against back flow.

	Light Gold	26 025 661-26
	Chrome	26 025 661-00
	Brushed Platinum	26 025 661-06
	Platinum	26 025 661-08
	Dark Chrome	26 025 661-19
	Brushed Light Gold	26 025 661-27
	Brushed Durabronze (23kt Gold)	26 025 661-28
	Matte Black	26 025 661-33
	Brushed Dark Brass	26 025 661-39
	Brushed Bronze	26 025 661-42
	Brushed Champagne (22kt Gold)	26 025 661-46
	Champagne (22kt Gold)	26 025 661-47
	Brushed Chrome	26 025 661-93
	Brushed Dark Platinum	26 025 661-99

Shower system with single-lever shower mixer without hand shower  
FlowReduce - Light Gold

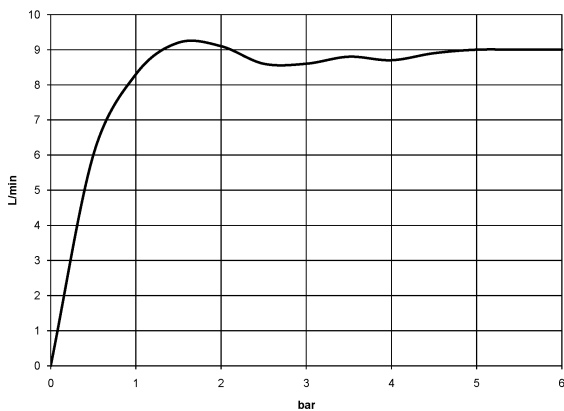
SERIES SPECIFIC

26 025 661 Product version from 4/1/2024

mm [inches]



## Flow rate chart



## Codes & Standards

DIN 4109

EN 1717

ISO 3822

Ü-Zeichen



## Shower system with single-lever shower mixer without hand shower FlowReduce - Light Gold

---

SERIES SPECIFIC

26 025 661 Product version from 4/1/2024

Certificates and sustainability

---

LGA\_29

Belgaqua\_24-004-2





## Shower system with single-lever shower mixer without hand shower FlowReduce - Light Gold

SERIES SPECIFIC

26 025 661 Product version from 4/1/2024

Spare part can no longer be ordered, please order the replacement item

13	09 14 10 122 90	seal	1.00	2
17	09 14 10 101 90	seal	1.00	2
3	09 23 01 039 90	sieve	1.00	2
1	90 12 05 091 20-26	shower	1.00	30
35	09 31 20 027 10-26	plug	1.00	-

Spare part can no longer be ordered, please order the replacement item

2	09 24 03 163 20-26	adaptor	1.00	60
26	09 24 04 107-26	nut	1.00	-

Spare part can no longer be ordered, please order the replacement item

11	09 17 11 049-26	holder	1.00	60
53	90 21 02 069 00-26	cover	1.00	30
5	05 30 31 025 00 90	fixing set	2.00	2
12	90 14 10 077 00 90	seal	1.00	2
32	09 21 34 081 20-26	nipple	1.00	60
25	90 20 66 017 00-26	handle	1.00	30
19	09 11 10 081 20-26	connection	1.00	60
27	09 24 04 341 90	nut	1.00	60
29	90 16 02 023 00 90	spring	1.00	2
37	09 30 30 111 90	screw	1.00	2
43	09 21 02 132-26	lid	1.00	60
49	09 21 02 128 90	sleeve	1.00	2
22	09 24 03 162 20 90	nipple	1.00	2
21	90 14 10 010 00 90	seal	2.00	2
42	09 17 11 024 20 90	distributor	1.00	60
51	90 23 01 141 00 90	back-flow preventer	1.00	2
33	09 20 88 002-26	handle	1.00	60
15	90 14 10 055 00 90	seal	2.00	2
48	09 24 04 210 10 90	nipple	1.00	2
8	09 14 10 006 90	seal	1.00	2
9	90 31 11 030 00 90	pin	5.00	2
24	09 31 11 024 90	pin	1.00	2
50	09 24 77 002 90	nut	1.00	2
41	04 28 22 034 00-26	pipe	1.00	60
36	09 24 03 149 10-26	adaptor	1.00	-

Spare part can no longer be ordered, please order the replacement item

31	09 14 10 112 90	seal	1.00	2
34	09 14 10 132 90	seal	1.00	2
16	09 27 88 010-26	rosette	1.00	60
44	90 14 10 063 00 90	seal	3.00	2
28	90 15 05 064 00 90	cartridge	1.00	2