

## TARA Bath shower set for bath rim or tile edge installation - Brushed Bronze

27 512 892 Product version from 4/1/2024



- spout: circular, air-enriched flow
- max. flow 23.5 l/min at 3 bar flow pressure
- Hand shower: COMPACT RAIN, max. flow rate 6.8 l/min (at 3 bar)
- complete hand shower set with anti-scale system
- 220mm projection
- automatic bath/shower diverter
- height of mixer 290 mm
- height up to aerator 135 mm
- hole diameter spout 32 mm
- hole diameter valve 32 mm
- hole diameter for complete hand shower set 32 mm
- rosette for spout Ø 55mm
- rosette for complete hand shower set Ø 50mm
- rosette for deck valve Ø 55mm
- metal shower hose 2250mm with integrated anti-twist protection

Also available with 260 mm or 300 mm projection on request (x-TRA SERVICE).

Intrinsic protection against back flow.

|   |                                |               |
|---|--------------------------------|---------------|
|    | Brushed Bronze                 | 27 512 892-42 |
|    | Chrome                         | 27 512 892-00 |
|    | Brushed Platinum               | 27 512 892-06 |
|    | Platinum                       | 27 512 892-08 |
|    | Dark Chrome                    | 27 512 892-19 |
|    | Brushed Durabronze (23kt Gold) | 27 512 892-28 |
|    | Matte Black                    | 27 512 892-33 |
|    | Brushed Champagne (22kt Gold)  | 27 512 892-46 |
|    | Champagne (22kt Gold)          | 27 512 892-47 |
|   | Brushed Chrome                 | 27 512 892-93 |
|  | Brushed Dark Platinum          | 27 512 892-99 |

### Recommended miscellaneous



**Perfecto installation kit -** 12 614 970 90

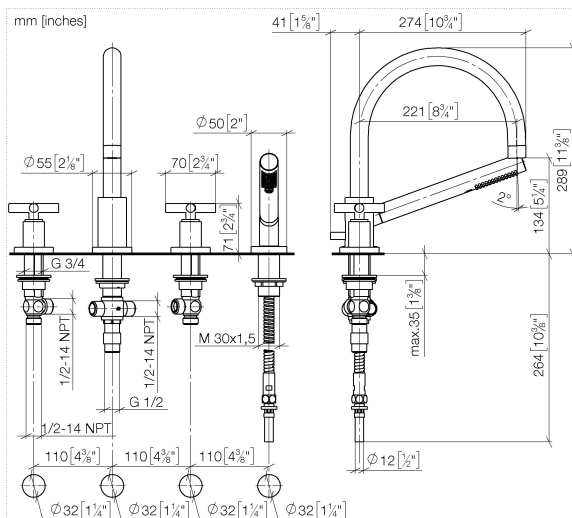
### Recommended miscellaneous



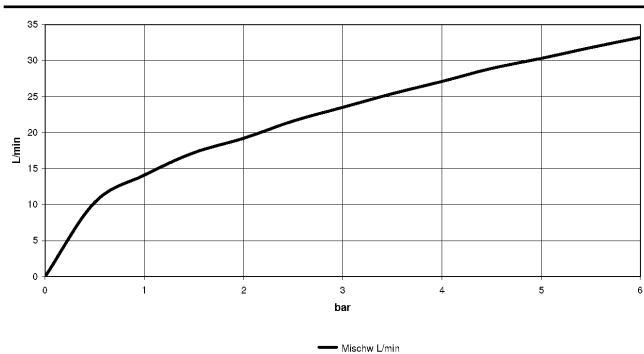
**Decorative caps for Perfecto - Brushed Bronze** 12 801 970-42  
• 1 pair

## TARA Bath shower set for bath rim or tile edge installation - Brushed Bronze

27 512 892 Product version from 4/1/2024



Flow rate chart



### Codes & Standards

ASME A112.18.1

cUPC

DIN 4109

ISO 3822

### Ü-Zeichen



## TARA Bath shower set for bath rim or tile edge installation - Brushed Bronze

---

27 512 892 Product version from 4/1/2024

### Certificates

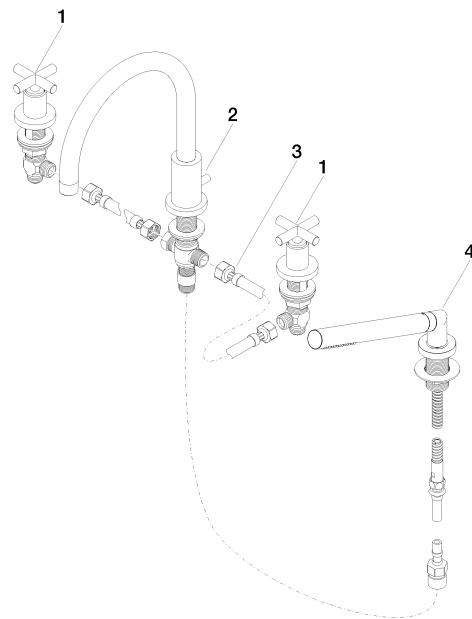
---

IAPMO\_4976

LGA\_18

**TARA Bath shower set for bath rim or tile edge installation - Brushed Bronze**

27 512 892 Product version from 4/1/2024



**Spare parts list**

| No. | Item Number   | Name   | Quantity used | Delivery time |
|-----|---------------|--|---------------|---------------|
| 1   | 20 000 892-42 | side panel   | 2             | 30            |
| 2   | 13 512 892-42 | spout  | 1             | 60            |
| 3   | 12 502 970 90 | High pressure hose 1/2" x 1/2" x 400 mm -                                  | 1             | 2             |
| 4   | 27 702 979-42 | Hand shower set for bath rim or tile edge installation -<br>Brushed Bronze | 1             | 30            |