

Profi spray set - Chrome

27 799 970 Product version from 10/1/2024









- spray flow
- automatic diverter for spout/Profi spray set
- height of mixer 665 mm
- individual rosette diameter 55mm
- profi spray hole diameter 30mm
- sprayface with anti-scaling system
- lead-free

Can only be combined with 32815682, 33826861, 32815861, 33836888, 32816888, 20816892, 33836875, 32815875.

Intrinsic protection against back flow.

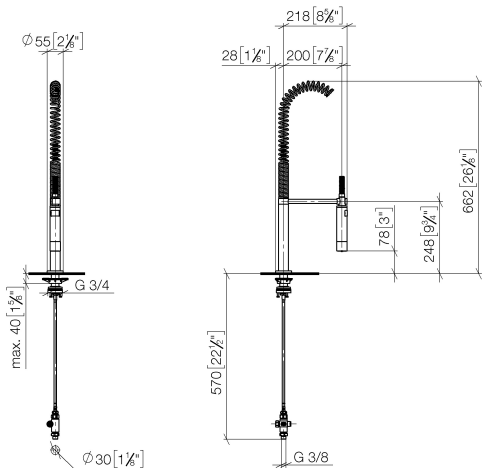
Operating unit can be positioned freely.

| | | |
|-----------------------------------------------------------------------------------|-----------------------|---------------|
|  | Chrome | 27 799 970-00 |
|  | Brushed Platinum | 27 799 970-06 |
|  | Platinum | 27 799 970-08 |
|  | Dark Chrome | 27 799 970-19 |
|  | Brushed Chrome | 27 799 970-93 |
|  | Brushed Dark Platinum | 27 799 970-99 |

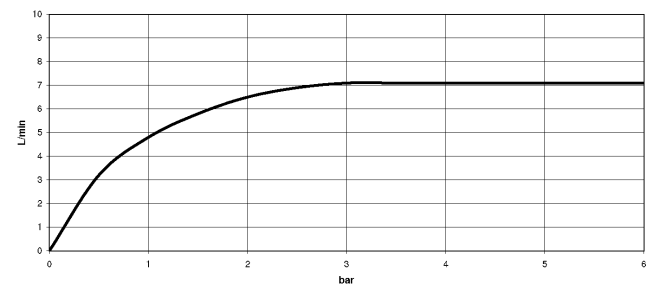
Profi spray set - Chrome

27 799 970 Product version from 10/1/2024

mm [inches]
1:10



Flow rate chart



Codes & Standards

| | | | |
|----------|-----------|----------|--------|
| DIN 4109 | EN 1717 | ISO 3822 | NSF372 |
| NSF61 | Ü-Zeichen | | |



Profi spray set - Chrome

27 799 970 Product version from 10/1/2024

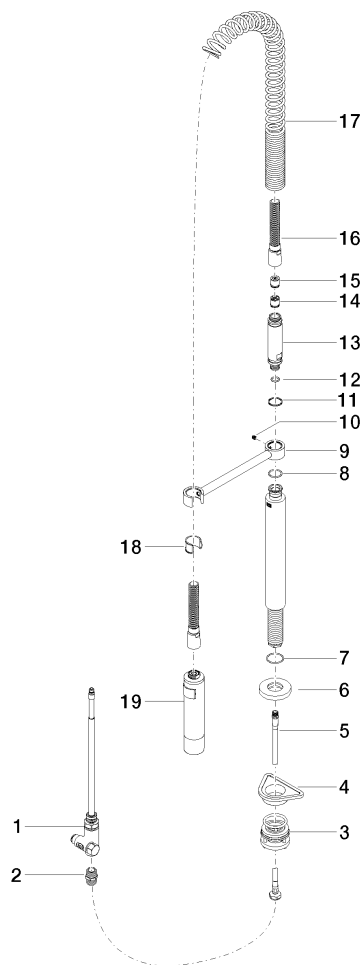
Certificates

| | | | |
|------------|--------|-------------------|--------------|
| IAPMO_6397 | LGA_38 | Belgaqua_24-005-2 | IAPMO_N-4976 |
|------------|--------|-------------------|--------------|

Profi spray set - Chrome

27 799 970 Product version from 10/1/2024

Parts for other
finishes can be found
here: Brushed
Platinum



Spare parts list

| No. | Item Number | Name | Quantity used | Delivery time |
|-----|--------------------|---------------------|---------------|---------------|
| 1 | 90 17 09 046 12 90 | diverter | 1 | 2 |
| 2 | 90 24 03 250 00 90 | nipple | 1 | 2 |
| 3 | 04 23 10 004 03 90 | fixing set | 1 | 2 |
| 4 | 09 18 40 090 90 | sleeve | 1 | 2 |
| 5 | 04 30 04 104 00 90 | hose | 1 | 2 |
| 6 | 90 27 86 000 00-00 | rosette | 1 | 10 |
| 7 | 09 14 10 120 90 | seal | 1 | 2 |
| 8 | 09 14 10 031 90 | seal | 1 | 2 |
| 9 | 04 17 20 014 00-00 | holder | 1 | 10 |
| 10 | 09 31 11 049 90 | pin | 1 | 2 |
| 11 | 09 14 15 012 90 | ring | 1 | 2 |
| 12 | 09 14 10 003 90 | seal | 1 | 2 |
| 13 | 09 30 01 067 10-00 | adaptor | 1 | 10 |
| 14 | 90 23 01 141 00 90 | back-flow preventer | 1 | 2 |
| 15 | 09 23 01 046 90 | back-flow preventer | 1 | 2 |
| 16 | 90 30 02 065 00-00 | hose | 1 | 10 |
| 17 | 09 16 02 034 90 | spring | 1 | 2 |
| 18 | 90 18 40 035 00 90 | sleeve | 1 | 2 |
| 19 | 04 12 11 094 10-00 | shower | 1 | 10 |