

Hand shower set with integrated shower holder - Brushed Dark Brass



























SERIES SPECIFIC

27 802 660 Product version from 6/3/2020



- COMPACT RAIN, max. flow rate 15 l/min (at 3 bar)
- with anti-scale system
- 3/8" shower outlet
- metal shower hose 1250mm with integrated anti-twist protection
- rosette Ø 60 mm
- 1/2" connection
- WRAS

Intrinsic protection against back flow.



	Brushed Dark Brass	27 802 660-39
	Chrome	27 802 660-00 0010
	Chrome	27 802 660-00
	Brushed Platinum	27 802 660-06 0010
	Brushed Platinum	27 802 660-06
	Platinum	27 802 660-08
	Platinum	27 802 660-08 0010
	Dark Chrome	27 802 660-19
	Dark Chrome	27 802 660-19 0010
	Light Gold	27 802 660-26 0010
	Light Gold	27 802 660-26
	Brushed Light Gold	27 802 660-27 0010
	Brushed Light Gold	27 802 660-27
	Brushed Durabrass (23kt Gold)	27 802 660-28 0010
	Brushed Durabrass (23kt Gold)	27 802 660-28
	Matte Black	27 802 660-33 0010
	Matte Black	27 802 660-33
	Brushed Dark Brass	27 802 660-39 0010
	Brushed Bronze	27 802 660-42
	Brushed Bronze	27 802 660-42 0010
	Brushed Champagne (22kt Gold)	27 802 660-46
	Brushed Champagne (22kt Gold)	27 802 660-46 0010
	Champagne (22kt Gold)	27 802 660-47
	Champagne (22kt Gold)	27 802 660-47 0010
	Brushed Chrome	27 802 660-93
	Brushed Chrome	27 802 660-93 0010



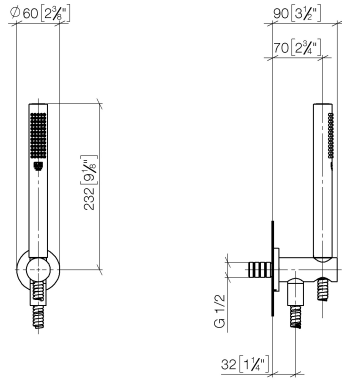
Hand shower set with integrated shower holder - Brushed Dark Brass

SERIES SPECIFIC

27 802 660 Product version from 6/3/2020

	Brushed Dark Platinum	27 802 660-99
	Brushed Dark Platinum	27 802 660-99 0010

mm [inches]



Flow rate chart



Codes & Standards

DIN 4109

EN 1717

ISO 3822

Scottish Water
Byelaws

UK Water Supply
Regulations

Ü-Zeichen



Hand shower set with integrated shower holder - Brushed Dark Brass

SERIES SPECIFIC

27 802 660 Product version from 6/3/2020

Certificates and sustainability

LGA_29

Belgaqua_24-007-2 WRAS_250402

27 802 660 Product version from 6/3/2020

Parts for other
finishes can be found
here: [Chrome](#)

