


WATER TUBE Kneipp wall elbow with hose holder with individual rosettes -  
Champagne (22kt Gold)

SERIES SPECIFIC

27 821 979












Product version up to 3/12/2018



- LAMINAR FLOW, max. flow rate 15 l/min (at 3 bar)
- with volume control
- rosette 60 x 60 mm
- holder for Kneipp hose
- 1/2" wall elbow
- without hose

Intrinsic protection against back flow.

Product change as of 1.4.2023: max. flow 15 l/min

	Champagne (22kt Gold)	27 821 979-47
	Chrome	27 821 979-00
	Brushed Platinum	27 821 979-06
	Platinum	27 821 979-08
	Dark Chrome	27 821 979-19
	Brushed Light Gold	27 821 979-27
	Brushed Durabronze (23kt Gold)	27 821 979-28
	Matte Black	27 821 979-33
	Brushed Champagne (22kt Gold)	27 821 979-46
	Brushed Chrome	27 821 979-93
	Brushed Dark Platinum	27 821 979-99

Recommended miscellaneous



- Concealed wall elbow -**

35 085 970 90

  - max. recess depth 163 mm
  - min. recess depth 90 mm

Required miscellaneous



- WATER TUBE Kneipp hose black 2000 mm - Champagne (22kt Gold)**

28 286 979-47

  - with holding ring
  - hose nozzle with sleeve M33

Required miscellaneous



- WATER TUBE Kneipp hose white 2000 mm - Champagne (22kt Gold)**

28 285 979-47

  - with holding ring
  - hose nozzle with sleeve M33

## WATER TUBE Kneipp wall elbow with hose holder with individual rosettes - Champagne (22kt Gold)

SERIES SPECIFIC

27 821 979 Product version up to 3/12/2018  
mm [inches]



### Flow rate chart



### Codes & Standards

EN 1717



## WATER TUBE Kneipp wall elbow with hose holder with individual rosettes - Champagne (22kt Gold)

---

SERIES SPECIFIC

27 821 979 Product version up to 3/12/2018

Certificates and sustainability

---

Belgaqua\_22\_280\_2

# WATER TUBE Kneipp wall elbow with hose holder with individual rosettes - Champagne (22kt Gold)

SERIES SPECIFIC

27 821 979 Product version up to 3/12/2018



## Spare parts list

No.	Item Number	Name	Quantity used	Delivery time
5	90 23 01 045 00 90	back-flow preventer	1.00	2
12	90 14 10 049 00 90	seal	1.00	2
7	09 14 10 081 90	seal	1.00	2
1	09 20 97 021-47	handle	1.00	60
11	09 14 10 119 90	seal	1.00	2
17	09 17 20 023-47	holder	1.00	60
13	05 30 31 025 00 90	fixing set	1.00	2
3	90 23 01 146 00 90	flow reducer	1.00	2
16	09 31 11 148 90	pin	2.00	2
10	09 27 97 021-47	rosette	1.00	30
6	90 31 11 112 00 90	pin	1.00	2
8	09 24 03 151 90	nipple	1.00	2
4	09 11 03 135-47	connection	1.00	60
2	90 90 03 145 00 90	top	1.00	2
15	08 17 20 726 90	holder	2.00	2
14	09 27 97 022-47	rosette	1.00	30
9	09 31 11 040 90	pin	1.00	2