

## MADISON Metal hand shower with porcelain insert (white) FlowReduce - Brushed Platinum
















MADISON

28 002 970



- COMPACT RAIN, max. flow rate 6.8 l/min (at 3 bar)
- spray head Ø 64mm
- 1/2" connection
- This product can help a building meet the requirements of Green Building Rating Systems, e.g. LEED®, BREEAM®, DGNB

Intrinsic protection against back flow.

	Brushed Platinum	28 002 970-06 0010
	Chrome	28 002 970-00
	Chrome	28 002 970-00 0010
	Gold (23.9kt)	28 002 970-01
	Brushed Platinum	28 002 970-06
	Platinum	28 002 970-08
	Platinum	28 002 970-08 0010
	Durabrand (23kt Gold)	28 002 970-09
	Durabrand (23kt Gold)	28 002 970-09 0010
	Brushed Durabrand (23kt Gold)	28 002 970-28
	Brushed Durabrand (23kt Gold)	28 002 970-28 0010
	Brushed Chrome	28 002 970-93
	Brushed Chrome	28 002 970-93 0010
	Brushed Dark Platinum	28 002 970-99
	Brushed Dark Platinum	28 002 970-99 0010



MADISON Metal hand shower with porcelain insert (white) FlowReduce -  
Brushed Platinum

MADISON


28 002 970  
mm [inches]



Flow rate chart



Codes & Standards

ASME A112.18.1	cUPC	DIN 4109	EPA WaterSense
ISO 3822	Ü-Zeichen	WaterSense	



MADISON Metal hand shower with porcelain insert (white) FlowReduce -  
Brushed Platinum

MADISON

28 002 970  
Certificates

IAPMO\_4976

IAPMO\_11

LGA\_8

**MADISON Metal hand shower with porcelain insert (white) FlowReduce -  
Brushed Platinum**

MADISON

28 002 970

Parts for other  
finishes can be found  
here: [Chrome](#)





MADISON Metal hand shower with porcelain insert (white) FlowReduce -  
Brushed Platinum

MADISON

28 002 970

Spare parts list

No.	Item Number	Name	Quantity used	Delivery time
	90 12 01 010 00 90	set	8	2