















28 002 978



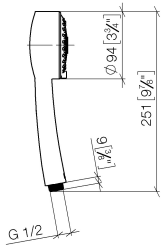
- Three settings: COMPACT RAIN, COMPACT SOFT FLOW, COMPACT AQUAPRESSURE FLOW, max. flow rate 9 l/min (at 3 bar)
- with anti-scale system
- spray head Ø 95mm
- 1/2" connection

Intrinsic protection against back flow.

	Chrome	28 002 978-00
	Chrome	28 002 978-00 0010
	Brushed Platinum	28 002 978-06
	Brushed Platinum	28 002 978-06 0010
	Platinum	28 002 978-08
	Platinum	28 002 978-08 0010
	Durabrass (23kt Gold)	28 002 978-09
	Durabrass (23kt Gold)	28 002 978-09 0010
	Brushed Durabrass (23kt Gold)	28 002 978-28
	Brushed Durabrass (23kt Gold)	28 002 978-28 0010
	Brushed Chrome	28 002 978-93
	Brushed Chrome	28 002 978-93 0010
	Brushed Dark Platinum	28 002 978-99
	Brushed Dark Platinum	28 002 978-99 0010

28 002 978

mm [inches]



Flow rate chart



Codes & Standards

DIN 4109

ISO 3822

Ü-Zeichen



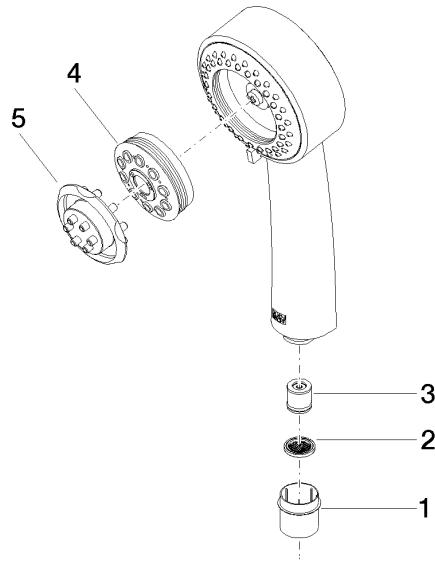
MADISON Hand shower - Chrome

MADISON

28 002 978

Certificates and sustainability

LGA_18



Spare parts list

No.	Item Number	Name	Quantity used	Delivery time
3	09 23 01 077 90	flow reducer	1.00	2
5	09 30 09 022 90	key	1.00	2
2	09 23 01 039 90	sieve	1.00	2
4	04 12 11 071 00 90	shower	1.00	2
1	09 21 02 115 90	cap	1.00	2