

MADISON Hand shower FlowReduce - Brushed Dark Platinum

MADISON

28 002 978



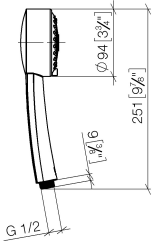
- Three settings: COMPACT RAIN, COMPACT SOFT FLOW, COMPACT AQUAPRESSURE FLOW, max. flow rate 6.8 l/min (at 3 bar)
- with anti-scale system
- spray head Ø 95mm
- 1/2" connection
- This product can help a building meet the requirements of Green Building Rating Systems, e.g. LEED®, BREEAM®, DGNB


Intrinsic protection against back flow.

	Brushed Dark Platinum	28 002 978-99 0010
	Chrome	28 002 978-00
	Chrome	28 002 978-00 0010
	Brushed Platinum	28 002 978-06
	Brushed Platinum	28 002 978-06 0010
	Platinum	28 002 978-08
	Platinum	28 002 978-08 0010
	Durabrand (23kt Gold)	28 002 978-09
	Durabrand (23kt Gold)	28 002 978-09 0010
	Brushed Durabrand (23kt Gold)	28 002 978-28
	Brushed Durabrand (23kt Gold)	28 002 978-28 0010
	Brushed Chrome	28 002 978-93
	Brushed Chrome	28 002 978-93 0010
	Brushed Dark Platinum	28 002 978-99

28 002 978

mm [inches]

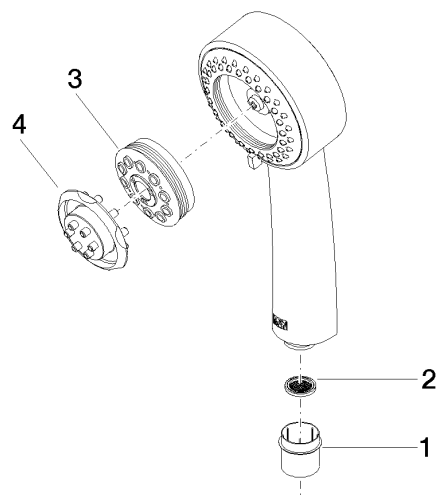


Codes & Standards			
ASME A112.18.1	cUPC	DIN 4109	EPA WaterSense
ISO 3822	Ü-Zeichen	WaterSense	

Certificates and sustainability		
LGA_18	IAPMO_11777	IAPMO_4976 (

28 002 978

Parts for other
finishes can be found
here: [Chrome](#)



Spare parts list

No.	Item Number	Name	Quantity used	Delivery time
2	09 23 01 039 90	sieve	1.00	2
3	04 12 11 071 00 90	shower	1.00	2
4	09 30 09 022 90	key	1.00	2
1	09 21 02 115 90	cap	1.00	2