







28 015 626

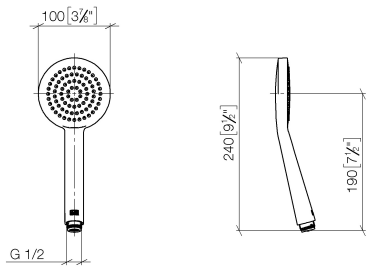


- normal flow
 - with anti-scale system
 - spray head Ø 100mm
 - 1/2" connection
 - max. flow 15 l/min
 - WRAS
- Intrinsic protection against back flow.

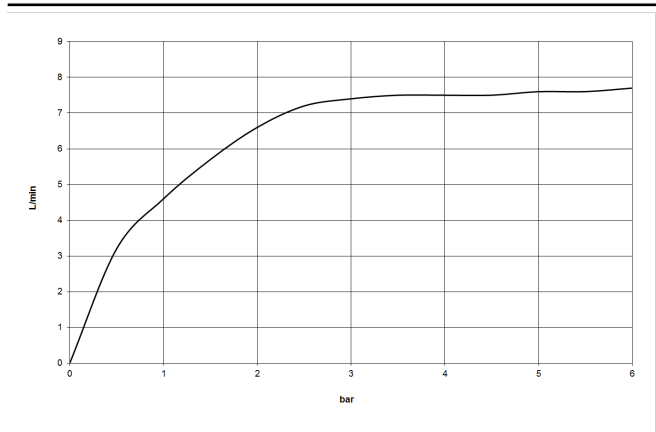
	Brushed Chrome	28 015 626-93
	Chrome	28 015 626-00
	Chrome	28 015 626-00 0010
	Matte Black	28 015 626-33
	Matte Black	28 015 626-33 0010
	Brushed Chrome	28 015 626-93 0010

28 015 626

mm [inches]



Flow rate chart



Codes & Standards

DIN 4109	ISO 3822	Scottish Water Byelaws	UK Water Supply Regulations
----------	----------	------------------------	-----------------------------

Ü-Zeichen



EDITION PRO Hand shower - Brushed Chrome

EDITION PRO

28 015 626

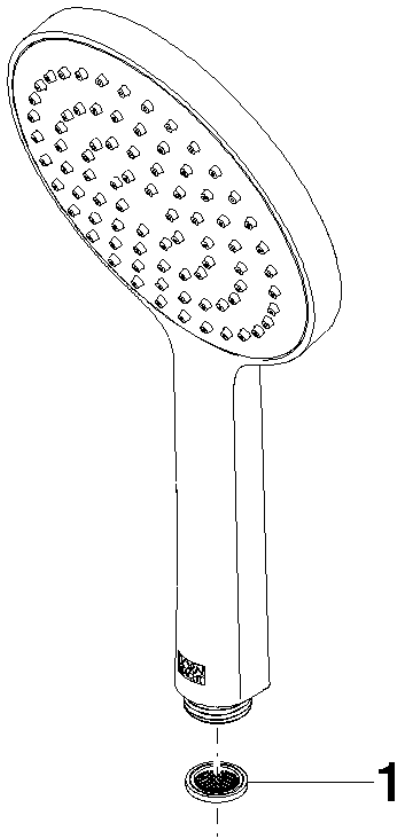
Certificates and sustainability

WRAS_2009

LGA_29

28 015 626

Parts for other
finishes can be found
here: [Chrome](#)



Spare parts list

No.	Item Number	Name	Quantity used	Delivery time
1	09 23 01 039 90	sieve	1.00	2