

## Hand shower - Dark Chrome

IMO














28 017 979



- COMPACT RAIN, max. flow rate 15 l/min (at 3 bar)
- with anti-scale system
- spray head Ø 130 mm
- 1/2" connection
- WRAS

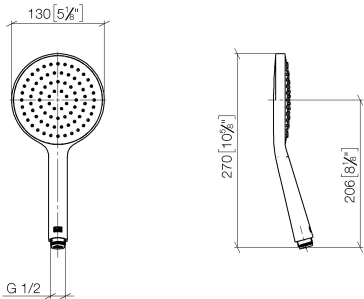
Intrinsic protection against back flow.

Fits: IMO, LULU, MADISON, MEM, TARA,  
CL.1, LISSÉ, VAIA, META, CYO

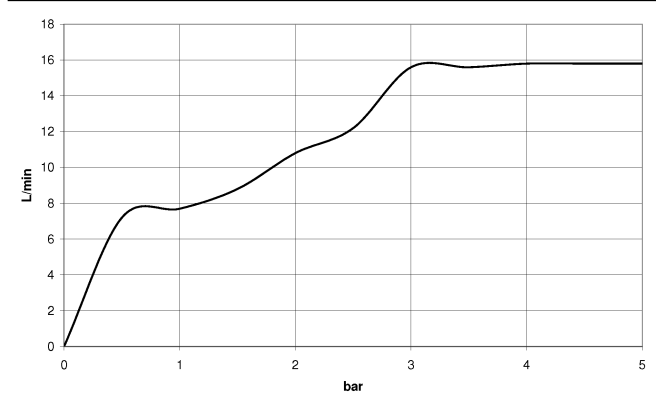
	Dark Chrome	28 017 979-19
	Chrome	28 017 979-00
	Brushed Platinum	28 017 979-06
	Platinum	28 017 979-08
	Light Gold	28 017 979-26
	Brushed Light Gold	28 017 979-27
	Brushed Durabronze (23kt Gold)	28 017 979-28
	Matte Black	28 017 979-33
	Brushed Bronze	28 017 979-42
	Brushed Champagne (22kt Gold)	28 017 979-46
	Champagne (22kt Gold)	28 017 979-47
	Brushed Chrome	28 017 979-93
	Brushed Dark Platinum	28 017 979-99

28 017 979

mm [inches]



Flow rate chart



Codes & Standards

DIN 4109	EN 1112	ISO 3822	Ü-Zeichen
----------	---------	----------	-----------



## Hand shower - Dark Chrome

IMO

28 017 979

### Certificates

DVGW\_DW-  
6517DN0

LGA\_29

## Hand shower - Dark Chrome

IMO

28 017 979

Parts for other  
finishes can be found  
here: [Chrome](#)

