




Hand shower - Chrome

28 018 832

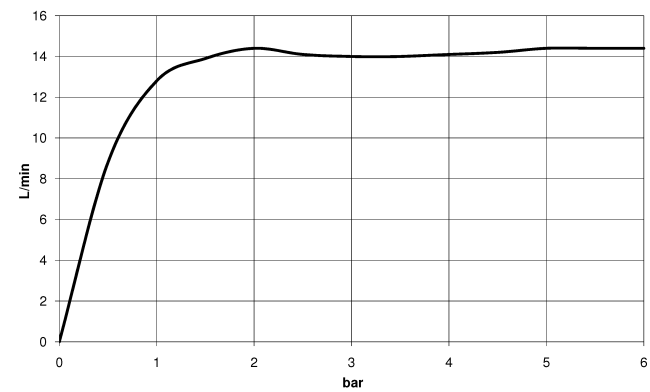
	<ul style="list-style-type: none"> • three settings: normal flow, soft flow, massage flow • with anti-scale system • spray head Ø 100mm • 1/2" connection • max. flow 7.6 l/min • WRAS • This product can help a building meet the requirements of Green Building Rating Systems, e.g. LEED®, BREEAM®, DGNB 	 Chrome	28 018 832-00
	Intrinsic protection against back flow.	 Soft Black	28 018 832-69



Hand shower - Chrome

28 018 832

Flow rate chart



Certificates

LGA_29984.

WRAS_2210003.