

## Hand shower - Brushed Chrome

IMO



























28 018 979



- Three or five settings: COMPACT RAIN, COMPACT SOFT FLOW, COMPACT AQUAPRESSURE FLOW, max. flow rate 15 l/min (at 3 bar)
- with anti-scale system
- spray head Ø 100mm
- 1/2" connection
- WRAS 1704043
- Function from: 7 l/min

Intrinsic protection against back flow.

Fits: IMO, LULU, MADISON, MEM, TARA, CL.1, LISSÉ, VAIA, META, CYO

|   |                               |                    |
|---|-------------------------------|--------------------|
|    | Brushed Chrome                | 28 018 979-93      |
|    | Chrome                        | 28 018 979-00      |
|    | Chrome                        | 28 018 979-00 0010 |
|    | Brushed Platinum              | 28 018 979-06      |
|    | Brushed Platinum              | 28 018 979-06 0010 |
|    | Platinum                      | 28 018 979-08      |
|    | Platinum                      | 28 018 979-08 0010 |
|    | Dark Brass matt               | 28 018 979-16 0010 |
|    | Dark Bronze matt              | 28 018 979-17 0010 |
|    | Dark Chrome                   | 28 018 979-19      |
|   | Dark Chrome                   | 28 018 979-19 0010 |
|  | Light Gold                    | 28 018 979-26 0010 |
|  | Light Gold                    | 28 018 979-26      |
|  | Brushed Light Gold            | 28 018 979-27 0010 |
|  | Brushed Light Gold            | 28 018 979-27      |
|  | Brushed Durabrass (23kt Gold) | 28 018 979-28      |
|  | Brushed Durabrass (23kt Gold) | 28 018 979-28 0010 |
|  | Matte Black                   | 28 018 979-33      |
|  | Matte Black                   | 28 018 979-33 0010 |
|  | Brushed Bronze                | 28 018 979-42 0010 |
|  | Brushed Bronze                | 28 018 979-42      |
|  | Brushed Champagne (22kt Gold) | 28 018 979-46      |
|  | Brushed Champagne (22kt Gold) | 28 018 979-46 0010 |
|  | Champagne (22kt Gold)         | 28 018 979-47      |
|  | Champagne (22kt Gold)         | 28 018 979-47 0010 |
|  | Brushed Chrome                | 28 018 979-93 0010 |



Hand shower - Brushed Chrome

IMO

28 018 979

|   |                          |                    |
|---|--------------------------|--------------------|
|  | Brushed Dark<br>Platinum | 28 018 979-99      |
|  | Brushed Dark<br>Platinum | 28 018 979-99 0010 |

28 018 979

mm [inches]



### Flow rate chart



### Certificates

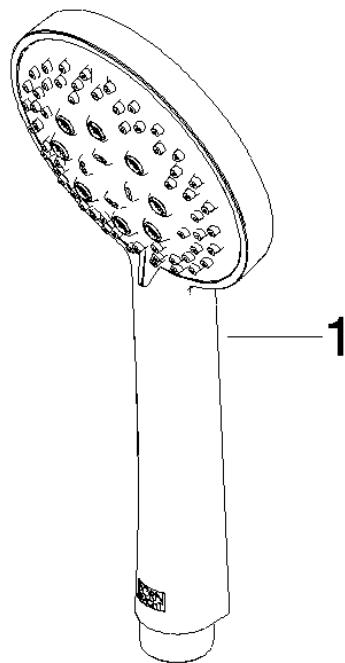
|            |                     |               |
|------------|---------------------|---------------|
| LGA_29984. | DVGW_DW-6517DN0129. | WRAS_2210003. |
|------------|---------------------|---------------|

Hand shower - Brushed Chrome

IMO

28 018 979

Parts for other  
finishes can be found  
here: [Chrome](#)



Spare parts list

| No. | Item Number     | Name  | Quantity used | Delivery time |
|-----|-----------------|-------|---------------|---------------|
| 1   | 09 23 01 039 90 | sieve | 1             | 2             |