

SERIES-VARIOUS Hand shower FlowReduce - Dark Chrome



























SERIES-VARIOUS

28 029 979 Product version from 4/1/2024



- COMPACT RAIN, max. flow rate 6.8 l/min (at 3 bar)
- with anti-scale system
- 1/2" connection
- This product can help a building meet the requirements of Green Building Rating Systems, e.g. LEED®, BREEAM®, DGNB

Intrinsic protection against back flow.

| | | |
|---|-------------------------------|--------------------|
|  | Dark Chrome | 28 029 979-19 0010 |
|  | Chrome | 28 029 979-00 0010 |
|  | Chrome | 28 029 979-00 |
|  | Brushed Platinum | 28 029 979-06 0010 |
|  | Brushed Platinum | 28 029 979-06 |
|  | Platinum | 28 029 979-08 |
|  | Platinum | 28 029 979-08 0010 |
|  | Dark Chrome | 28 029 979-19 |
|  | Light Gold | 28 029 979-26 |
|  | Light Gold | 28 029 979-26 0010 |
|  | Brushed Light Gold | 28 029 979-27 |
|  | Brushed Light Gold | 28 029 979-27 0010 |
|  | Brushed Durabrass (23kt Gold) | 28 029 979-28 0010 |
|  | Brushed Durabrass (23kt Gold) | 28 029 979-28 |
|  | Matte Black | 28 029 979-33 0010 |
|  | Matte Black | 28 029 979-33 |
|  | Brushed Dark Brass | 28 029 979-39 0010 |
|  | Brushed Dark Brass | 28 029 979-39 |
|  | Brushed Champagne (22kt Gold) | 28 029 979-46 |
|  | Brushed Champagne (22kt Gold) | 28 029 979-46 0010 |
|  | Champagne (22kt Gold) | 28 029 979-47 |
|  | Champagne (22kt Gold) | 28 029 979-47 0010 |
|  | Brushed Chrome | 28 029 979-93 0010 |
|  | Brushed Chrome | 28 029 979-93 |
|  | Brushed Dark Platinum | 28 029 979-99 0010 |
|  | Brushed Dark Platinum | 28 029 979-99 |

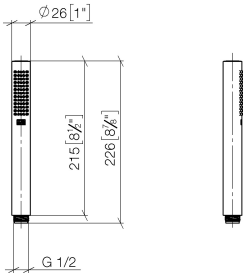


SERIES-VARIOUS Hand shower FlowReduce - Dark Chrome

SERIES-VARIOUS

28 029 979 Product version from 4/1/2024

mm [inches]



| Codes & Standards | | | |
|-------------------|---|-----------------------------|----------------|
| ASME A112.18.1 | cUPC | DIN 4109 | EPA WaterSense |
| ISO 3822 | Scottish Water Byelaws | UK Water Supply Regulations | Ü-Zeichen |
| WaterSense |  | | |

| Certificates and sustainability | | | |
|---------------------------------|--------|-------------|--------------|
| IAPMO_11777 | LGA_38 | WRAS_250102 | IAPMO_4976 (|

Parts for other
finishes can be found
here: [Chrome](#)



Spare parts list

| No. | Item Number | Name | Quantity used | Delivery time |
|-----|-----------------|-------|---------------|---------------|
| 1 | 09 23 01 039 90 | sieve | 1.00 | 2 |
| 2 | 09 21 02 153-19 | cap | 1.00 | 20 |