

Rain shower for surface-mounted ceiling installation 300 mm - Brushed Champagne (22kt Gold)











TARA

28 031 970



- rain shower Ø 300 mm
- PURE RAIN, max. flow rate 12 l/min (at 3 bar)
- PURIFY RAIN, max. flow rate 6 l/min (at 3 bar)
- Distance to ceiling from bottom edge of shower 40 mm
- with anti-scale system
- For simultaneous control of the jet types, we recommend the xTool thermostat module

Fits: TARA, LISSÉ, VAIA, META

	Brushed Champagne (22kt Gold)	28 031 970-46
	Chrome	28 031 970-00
	Brushed Platinum	28 031 970-06
	Platinum	28 031 970-08
	Dark Chrome	28 031 970-19
	Brushed Durabronze (23kt Gold)	28 031 970-28
	Matte Black	28 031 970-33
	Champagne (22kt Gold)	28 031 970-47
	Brushed Chrome	28 031 970-93
	Brushed Dark Platinum	28 031 970-99

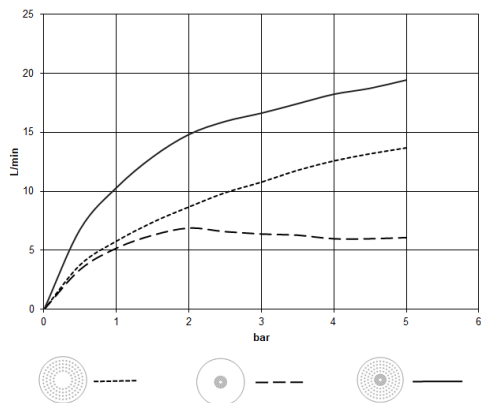
Rain shower for surface-mounted ceiling installation 300 mm - Brushed Champagne (22kt Gold)

TARA

28 031 970
mm [inches]



Flow rate chart



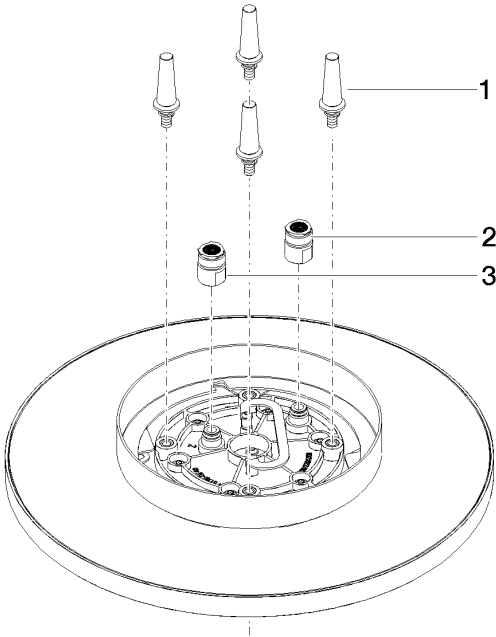
Certificates

LGA_38400.

Rain shower for surface-mounted ceiling installation 300 mm - Brushed Champagne (22kt Gold)

TARA

28 031 970
Parts for other
finishes can be found
here: Chrome



Spare parts list

No.	Item Number	Name	Quantity used	Delivery time
1	90 17 20 263 00 90	fixing set	1	2
2	90 24 03 309 01 90	connection	1	2
3	90 24 03 309 00 90	connection	1	2