

Rain shower for surface-mounted ceiling installation with light 300 mm - Platinum

SERIES SPECIFIC

28 032 970 Product version from 5/1/2022



- rain shower Ø 300 mm
- PURE RAIN, max. flow rate 12 l/min (at 3 bar)
- PURIFY RAIN, max. flow rate 6 l/min (at 3 bar)
- with anti-scale system

Technical data:

- Distance to ceiling from bottom edge of shower 40 mm

Ceiling module power supply

- 350mA (CC)

Spot lighting















- LED colour temperature approx. 3000 K
- Bulbs protected against splashing water

Electric:

- Technology: LED, not dimmable
- Provided by customer: Light switch
- Contains energy efficiency class bulbs

Planning tips:

- Not suitable for outdoor use.
- Not suitable for use in a steam room.
- Not suitable for use in chlorinated or salty environments.
- Comply with the protection zone regulations as defined in DIN VDE 0100, Part 701 (IEC 60364-7-701).
- WRAS

	Platinum	28 032 970-08
	Chrome	28 032 970-00
	Brushed Platinum	28 032 970-06
	Dark Chrome	28 032 970-19
	Light Gold	28 032 970-26
	Brushed Light Gold	28 032 970-27
	Brushed Durabronze (23kt Gold)	28 032 970-28
	Matte Black	28 032 970-33
	Brushed Dark Brass	28 032 970-39
	Brushed Bronze	28 032 970-42
	Brushed Champagne (22kt Gold)	28 032 970-46
	Champagne (22kt Gold)	28 032 970-47
	Brushed Chrome	28 032 970-93
	Brushed Dark Platinum	28 032 970-99

Required miscellaneous



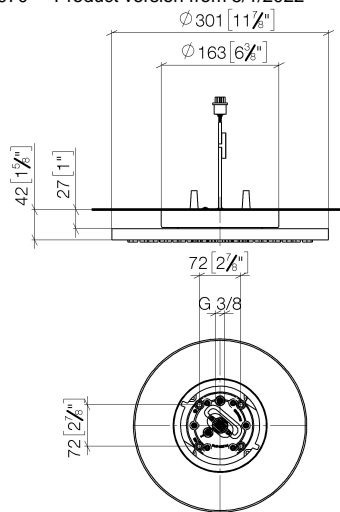
Concealed ceiling installation box 35 042 970 90 for surface-mounted ceiling installation with light -

- min. recess depth 90 mm
- max. recess depth 115 mm
- 2x female thread 1/2" connections
- Input 100-240V AC 50-60Hz
- concealed rough parts
- Output 350 mA SELV / Class 2
- Provided by customer: Light switch

Rain shower for surface-mounted ceiling installation with light 300 mm - Platinum

SERIES SPECIFIC

28 032 970 Product version from 5/1/2022
mm [inches]



Flow rate chart



Codes & Standards

DIN 4109

ISO 3822

Scottish Water
Byelaws

UK Water Supply
Regulations

Ü-Zeichen



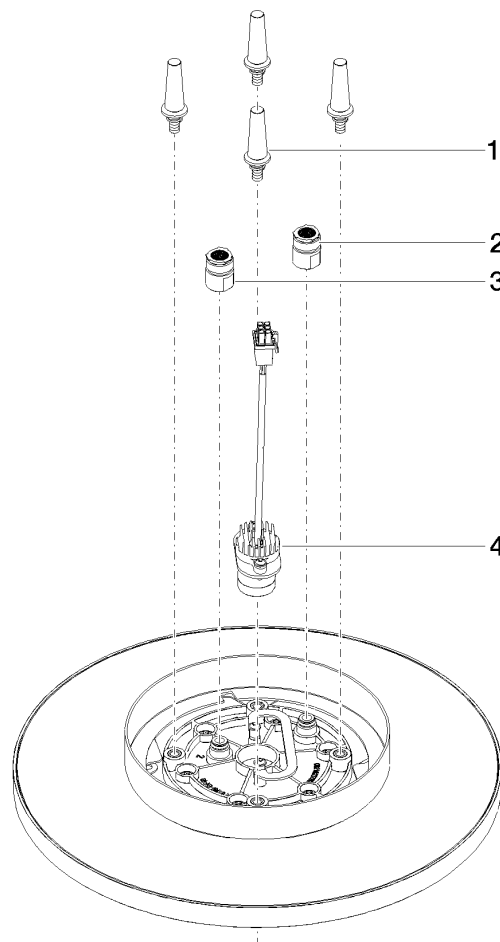
Rain shower for surface-mounted ceiling installation with light 300 mm -
Platinum

SERIES SPECIFIC

28 032 970 Product version from 5/1/2022

Certificates and sustainability

LGA_38 WRAS_240502



Spare parts list

No.	Item Number	Name	Quantity used	Delivery time
4	90 10 01 225 00 90	electronic accessories	1.00	2
3	90 24 03 309 00 90	connection	1.00	2
2	90 24 03 309 01 90	connection	1.00	2
1	90 17 20 263 00 90	fixing set	1.00	2