

Rain shower for surface-mounted ceiling installation 300 x 240 mm - Brushed Platinum

IMO

28 041 980



Fits: IMO, LULU, MEM, CL.1, CYO

- rain shower 300 x 240mm
- PURE RAIN, max. flow rate 12 l/min (at 3 bar)
- PURIFY RAIN, max. flow rate 6 l/min (at 3 bar)
- Distance to ceiling from bottom edge of shower 40 mm
- with anti-scale system
- For simultaneous control of the jet types, we recommend the xTool thermostat module
- Not suitable for use in a steam room.

	Brushed Platinum	28 041 980-06
	Chrome	28 041 980-00
	Platinum	28 041 980-08
	Brushed Durabronze (23kt Gold)	28 041 980-28
	Matte Black	28 041 980-33
	Brushed Champagne (22kt Gold)	28 041 980-46
	Champagne (22kt Gold)	28 041 980-47
	Brushed Chrome	28 041 980-93
	Brushed Dark Platinum	28 041 980-99

Required miscellaneous



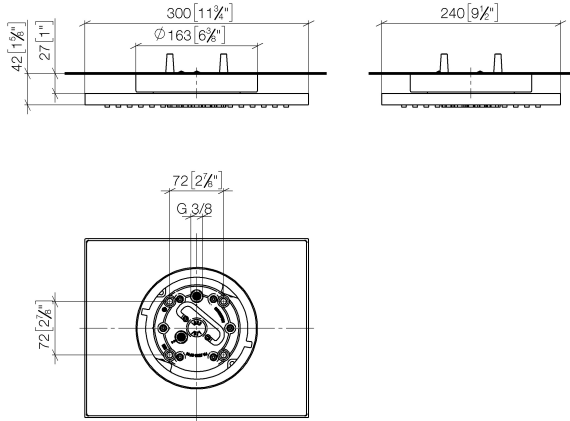
Concealed ceiling installation box 35 041 970 90 with ceiling fixing -

- min. recess depth 90 mm
- max. recess depth 115 mm
- 2x female thread 1/2" outlet
- concealed rough parts

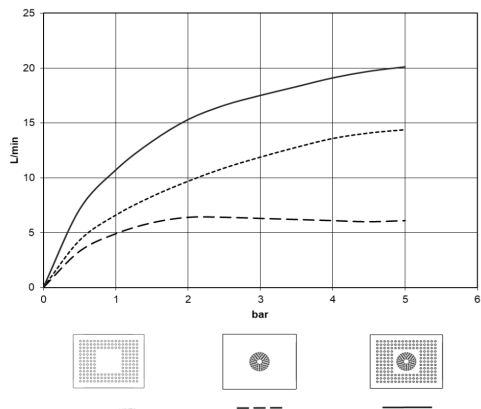
Rain shower for surface-mounted ceiling installation 300 x 240 mm - Brushed Platinum

IMO

28 041 980
mm [inches]

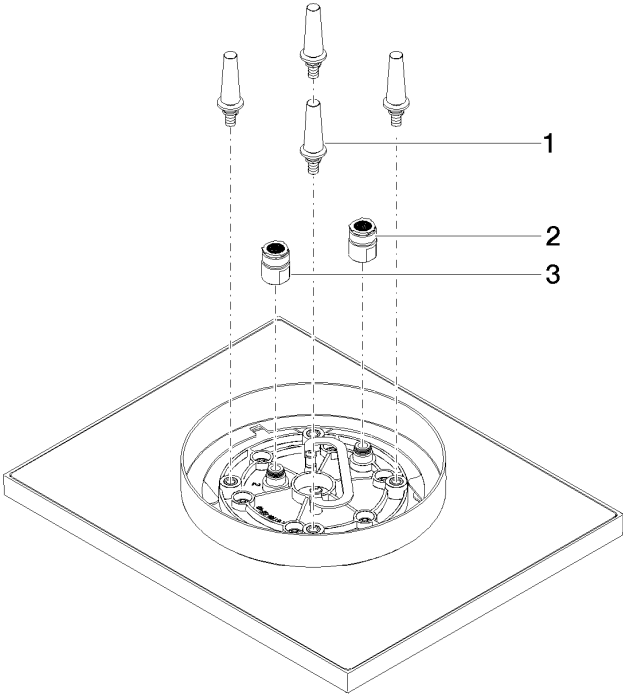


Flow rate chart



Certificates

LGA_38401.



Spare parts list

No.	Item Number	Name	Quantity used	Delivery time
1	90 17 20 263 00 90	fixing set	1	2
2	90 24 03 309 01 90	connection	1	2
3	90 24 03 309 00 90	connection	1	2