



Shower head - Platinum

28 504 979 Product version from 10/1/2023



- 180-210mm projection
- ball-joint pivotable through 30°
- PURIFY RAIN, max. flow rate 7 l/min (at 3 bar)
- Function from: 6 l/min
- with anti-scale system
- spray head Ø 100mm
- rosette Ø 55 mm
- 1/2" connection

| | | |
|---|-------------------------------------|---------------|
|  | Platinum | 28 504 979-08 |
|  | Chrome | 28 504 979-00 |
|  | Brushed Platinum | 28 504 979-06 |
|  | Dark Chrome | 28 504 979-19 |
|  | Light Gold | 28 504 979-26 |
|  | Brushed Light Gold | 28 504 979-27 |
|  | Brushed Durabronze (23kt Gold) | 28 504 979-28 |
|  | Matte Black | 28 504 979-33 |
|  | Brushed Bronze | 28 504 979-42 |
|  | Brushed Champagne (22kt Gold) | 28 504 979-46 |
|  | Champagne (22kt Gold) | 28 504 979-47 |
|  | Brushed Chrome | 28 504 979-93 |
|  | Brushed Dark Platinum | 28 504 979-99 |

Recommended miscellaneous



Concealed wall elbow -

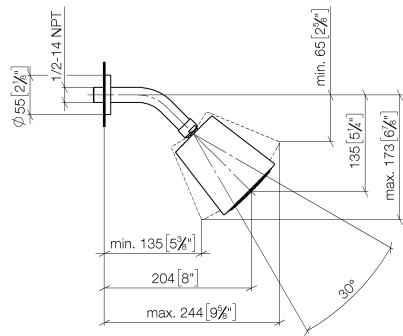
35 085 970 90

- max. recess depth mm
- min. recess depth mm

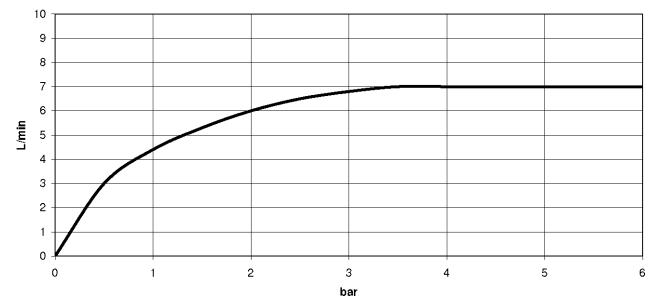
Shower head - Platinum

28 504 979 Product version from 10/1/2023

mm [inches]



Flow rate chart



Codes & Standards

DIN 4109

EN 1112

ISO 3822

Ü-Zeichen



Shower head - Platinum

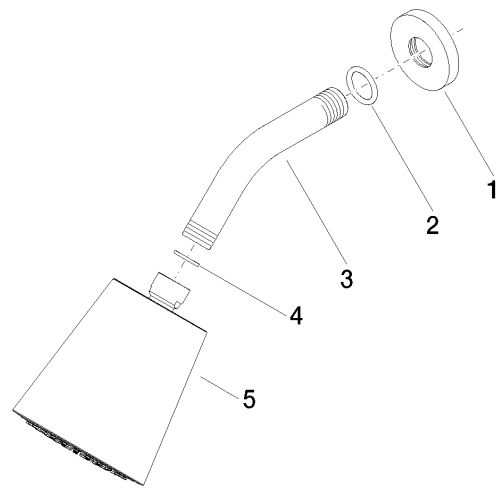
28 504 979 Product version from 10/1/2023

Certificates

DVGW_DW- LGA_19
6517DN0

Shower head - Platinum

28 504 979 Product version from 10/1/2023



Spare parts list

| No. | Item Number | Name | Quantity used | Delivery time |
|-----|--------------------|------------|---------------|---------------|
| 1 | 09 27 22 503-08 | rosette | 1 | 40 |
| 2 | 90 14 10 026 00 90 | seal | 1 | 2 |
| 3 | 09 11 03 011-08 | connection | 1 | 40 |
| 4 | 90 14 20 002 00 90 | seal | 1 | 2 |
| 5 | 90 12 05 054 00-08 | shower | 1 | 40 |