

Body spray without volume control FlowReduce - Chrome















TARA

28 518 979



- spray head Ø 55mm
- ball-joint pivotable through 25° (in any direction)
- HORIZONTAL RAIN, max. flow rate 5 l/min (at 3 bar)
- with anti-scale system
- rosette Ø 55 mm
- 1/2" connection
- This product can help a building meet the requirements of Green Building Rating Systems, e.g. LEED®, BREEAM®, DGNB

Fits: TARA, LISSÉ, VAIA, META

	Chrome	28 518 979-00
	Brushed Platinum	28 518 979-06
	Platinum	28 518 979-08
	Durabrand (23kt Gold)	28 518 979-09
	Dark Chrome	28 518 979-19
	Light Gold	28 518 979-26
	Brushed Light Gold	28 518 979-27
	Brushed Durabrand (23kt Gold)	28 518 979-28
	Matte Black	28 518 979-33
	Brushed Bronze	28 518 979-42
	Brushed Champagne (22kt Gold)	28 518 979-46
	Champagne (22kt Gold)	28 518 979-47
	Brushed Chrome	28 518 979-93
	Brushed Dark Platinum	28 518 979-99

Recommended miscellaneous

Concealed wall elbow -

35 085 970 90



- max. recess depth 163 mm
- min. recess depth 90 mm

28 518 979

mm [inches]



Flow rate chart

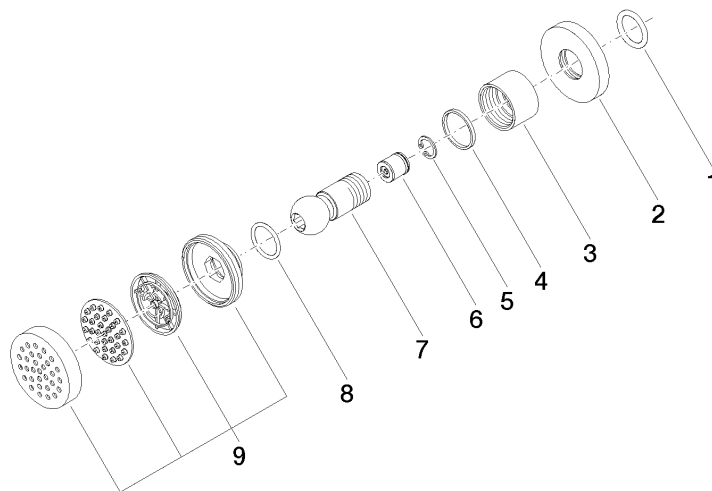


Trajectory diagram



Certificates

IAPMO_4976 (5). LGA_38651.



Spare parts list

No.	Item Number	Name	Quantity used	Delivery time
1	90 14 10 026 00 90	seal	1	2
2	09 27 22 019-00	rosette	1	10
3	09 23 30 026-00	nut	1	10
4	09 14 15 010 90	ring	1	2
5	09 16 01 014 90	ring	1	2
6	09 23 01 048 90	back-flow preventer	1	2
7	09 21 40 016-00	connection	1	10
8	09 14 10 015 90	seal	1	2
9	90 12 05 027 00-00	casing (completely)	1	10