

Rain shower with ceiling fixing 220 mm - Brushed Champagne (22kt Gold)

28 669 970 Product version from 3/13/2017



- rain shower Ø 220 mm
- PURE RAIN, max. flow rate 14 l/min (at 3 bar)
- Function from: 7 l/min
- rosette Ø 60 mm optional
- 1/2" connection
- with anti-scale system
- quick clearing
- WRAS

	Brushed Champagne (22kt Gold)	28 669 970-46
	Chrome	28 669 970-00
	Brushed Platinum	28 669 970-06
	Platinum	28 669 970-08
	Dark Chrome	28 669 970-19
	Light Gold	28 669 970-26
	Brushed Light Gold	28 669 970-27
	Brushed Durabrass (23kt Gold)	28 669 970-28
	Matte Black	28 669 970-33
	Brushed Bronze	28 669 970-42
	Champagne (22kt Gold)	28 669 970-47
	Brushed Chrome	28 669 970-93
	Brushed Dark Platinum	28 669 970-99

Recommended miscellaneous



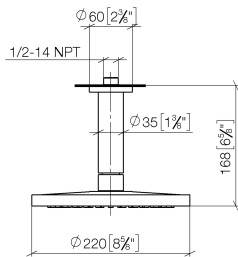
- Concealed wall elbow -**
- max. recess depth mm
 - min. recess depth mm

35 085 970 90

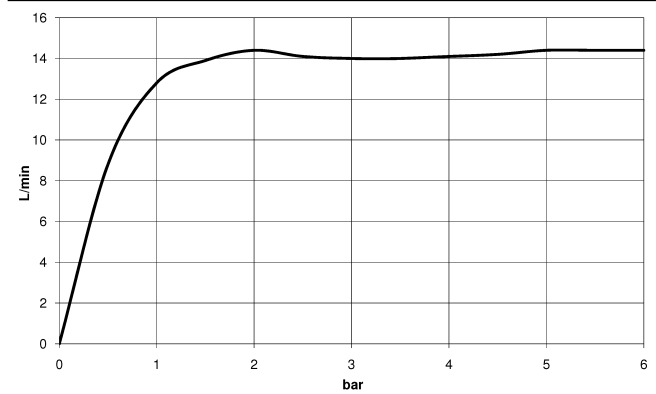
Rain shower with ceiling fixing 220 mm - Brushed Champagne (22kt Gold)

28 669 970 Product version from 3/13/2017

mm [inches]



Flow rate chart



Codes & Standards

DIN 4109

EN 1112

ISO 3822

Scottish Water
Byelaws

UK Water Supply
Regulations

Ü-Zeichen



Rain shower with ceiling fixing 220 mm - Brushed Champagne (22kt Gold)

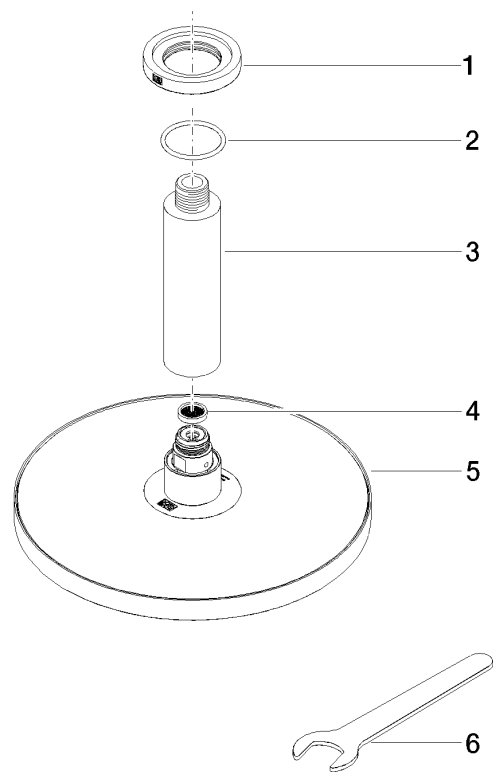
28 669 970 Product version from 3/13/2017

Certificates

WRAS_2212	DVGW_DW- 6517DN0	LGA_38
-----------	---------------------	--------

Rain shower with ceiling fixing 220 mm - Brushed Champagne (22kt Gold)

28 669 970 Product version from 3/13/2017



Spare parts list

No.	Item Number	Name	Quantity used	Delivery time
1	09 27 22 040-46	rosette	1	30
2	09 14 10 141 90	seal	1	2
3	09 11 03 080-46	connection	1	30
4	09 23 01 075 90	insert	1	2
5	04 12 05 092 00-46	shower	1	60
6	90 30 09 069 00 90	key	1	2