















Rain shower with ceiling fixing FlowReduce 300 mm - Platinum

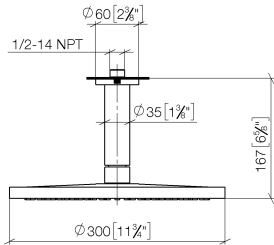
SERIES SPECIFIC

28 688 970 Product version from 4/1/2024

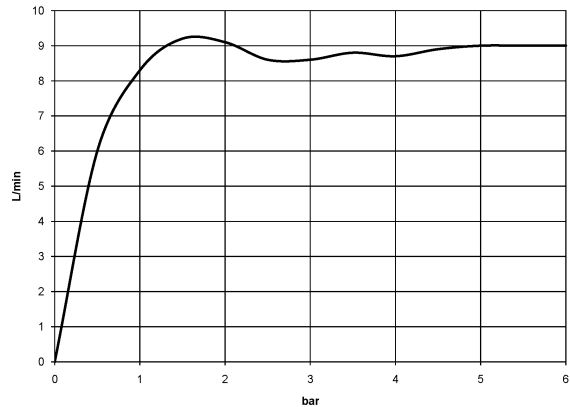


- rain shower Ø 300 mm
- PURE RAIN, max. flow rate 9 l/min (at 3 bar)
- Function from: 7 l/min
- rosette Ø 60 mm optional
- 1/2" connection
- with anti-scale system
- quick clearing
- This product can help a building meet the requirements of Green Building Rating Systems, e.g. LEED®, BREEAM®, DGNB

	Platinum	28 688 970-08
	Chrome	28 688 970-00
	Brushed Platinum	28 688 970-06
	Dark Chrome	28 688 970-19
	Light Gold	28 688 970-26
	Brushed Light Gold	28 688 970-27
	Brushed Durabronze (23kt Gold)	28 688 970-28
	Matte Black	28 688 970-33
	Brushed Dark Brass	28 688 970-39
	Brushed Bronze	28 688 970-42
	Brushed Champagne (22kt Gold)	28 688 970-46
	Champagne (22kt Gold)	28 688 970-47
	Brushed Chrome	28 688 970-93
	Brushed Dark Platinum	28 688 970-99



Flow rate chart



Codes & Standards

DIN 4109	ISO 3822	Ü-Zeichen
----------	----------	-----------



Rain shower with ceiling fixing FlowReduce 300 mm - Platinum

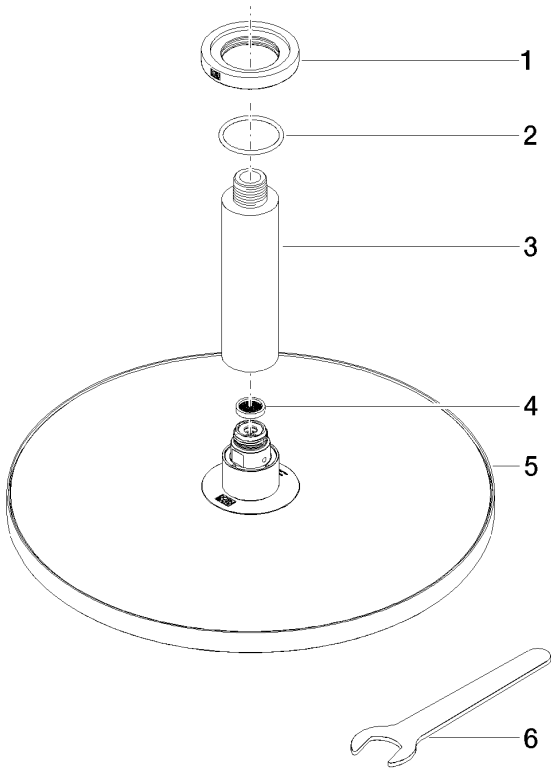
SERIES SPECIFIC

28 688 970 Product version from 4/1/2024

Certificates and sustainability

LGA_29

Parts for other finishes can be found here: [Chrome](#)



Spare parts list

No.	Item Number	Name	Quantity used	Delivery time
1	09 27 22 040-08	rosette	1.00	40
6	90 30 09 069 00 90	key	1.00	2
3	09 11 03 080-08	connection	1.00	40
2	09 14 10 141 90	seal	1.00	2
4	09 23 01 075 90	insert	1.00	2
5	90 12 05 091 20-08	shower	1.00	40