

Rain shower with ceiling fixing 300 mm - Brushed Platinum
SERIES SPECIFIC

28 689 970
Product version from 3/13/2017



- rain shower Ø 300 mm
- PURE RAIN, max. flow rate 14 l/min (at 3 bar)
- Function from: 10 l/min
- rosette Ø 60 mm optional
- 1/2" connection
- with anti-scale system
- quick clearing
- WRAS

|   |                                  |               |
|---|----------------------------------|---------------|
|    | Brushed Platinum                 | 28 689 970-06 |
|    | Chrome                           | 28 689 970-00 |
|    | Platinum                         | 28 689 970-08 |
|    | Dark Chrome                      | 28 689 970-19 |
|    | Light Gold                       | 28 689 970-26 |
|    | Brushed Light Gold               | 28 689 970-27 |
|    | Brushed Durabrass<br>(23kt Gold) | 28 689 970-28 |
|    | Matte Black                      | 28 689 970-33 |
|    | Brushed Dark Brass               | 28 689 970-39 |
|   | Brushed Bronze                   | 28 689 970-42 |
|  | Brushed Champagne (22kt Gold)    | 28 689 970-46 |
|  | Champagne (22kt Gold)            | 28 689 970-47 |
|  | Brushed Chrome                   | 28 689 970-93 |
|  | Brushed Dark Platinum            | 28 689 970-99 |

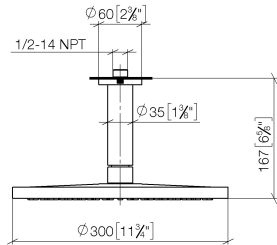
Recommended miscellaneous



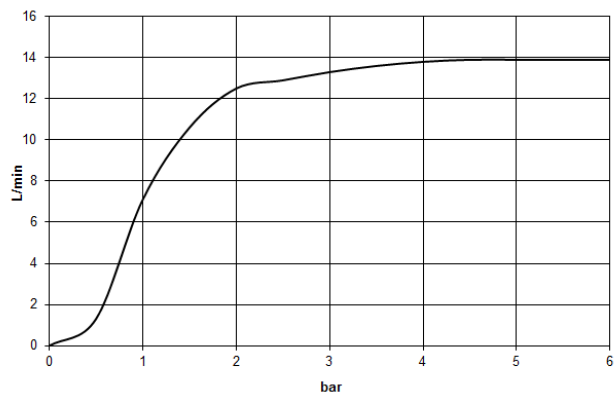
- Concealed wall elbow -

35 085 970 90
- max. recess depth 163 mm
  - min. recess depth 90 mm

mm [inches]



**Flow rate chart**



**Codes & Standards**

|                                |           |          |                           |
|--------------------------------|-----------|----------|---------------------------|
| DIN 4109                       | EN 1112   | ISO 3822 | Scottish Water<br>Byelaws |
| UK Water Supply<br>Regulations | Ü-Zeichen |          |                           |



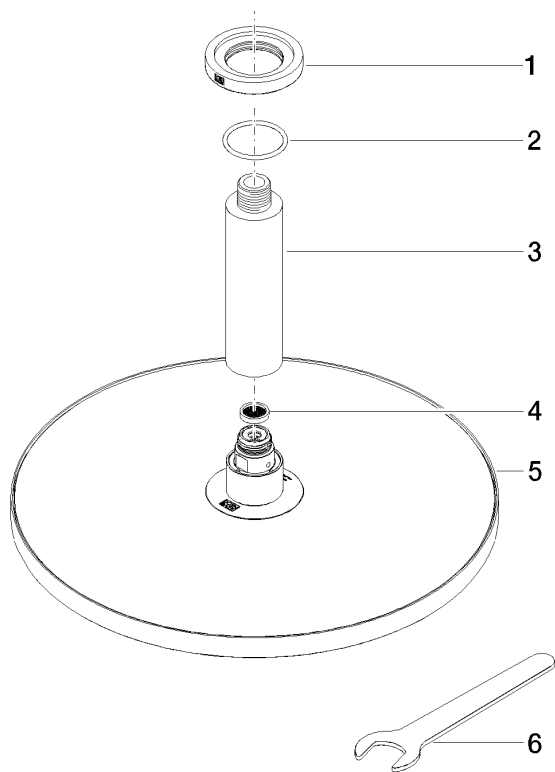
Rain shower with ceiling fixing 300 mm - Brushed Platinum

SERIES SPECIFIC

28 689 970 Product version from 3/13/2017

Certificates and sustainability

|        |           |                 |        |
|--------|-----------|-----------------|--------|
| LGA_29 | WRAS_2212 | DVGW_DW-6517DN0 | LGA_29 |
|--------|-----------|-----------------|--------|



### Spare parts list

| No. | Item Number        | Name       | Quantity used | Delivery time |
|-----|--------------------|------------|---------------|---------------|
| 2   | 09 14 10 141 90    | seal       | 1.00          | 2             |
| 4   | 09 23 01 075 90    | insert     | 1.00          | 2             |
| 1   | 09 27 22 040-06    | rosette    | 1.00          | 10            |
| 5   | 04 12 05 091 00-06 | shower     | 1.00          | 10            |
| 3   | 09 11 03 080-06    | connection | 1.00          | 10            |
| 6   | 90 30 09 069 00 90 | key        | 1.00          | 2             |