

## Rain shower with ceiling fixing FlowReduce 400 mm - Brushed Champagne (22kt Gold)

SERIES SPECIFIC

28 698 970 Product version from 4/1/2024

















- rain shower Ø 400 mm
- rain flow
- max. flow 12 l/min
- Function from: 12 l/min
- quick clearing
- with anti-scale system

### Technical data:

- rosette Ø 60 mm optional
- 1/2" connection

### Notes:

- This product can help a building meet the requirements of Green Building Rating Systems, e.g. LEED®, BREEAM®, DGNB

	Brushed Champagne (22kt Gold)	28 698 970-46
	Chrome	28 698 970-00
	Brushed Platinum	28 698 970-06
	Platinum	28 698 970-08
	Dark Chrome	28 698 970-19
	Light Gold	28 698 970-26
	Brushed Light Gold	28 698 970-27
	Brushed Durabrass (23kt Gold)	28 698 970-28
	Matte Black	28 698 970-33
	Brushed Dark Brass	28 698 970-39
	Brushed Bronze	28 698 970-42
	Champagne (22kt Gold)	28 698 970-47
	Brushed Chrome	28 698 970-93
	Brushed Dark Platinum	28 698 970-99

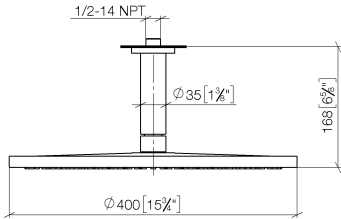
Rain shower with ceiling fixing FlowReduce 400 mm - Brushed Champagne  
(22kt Gold)

SERIES SPECIFIC

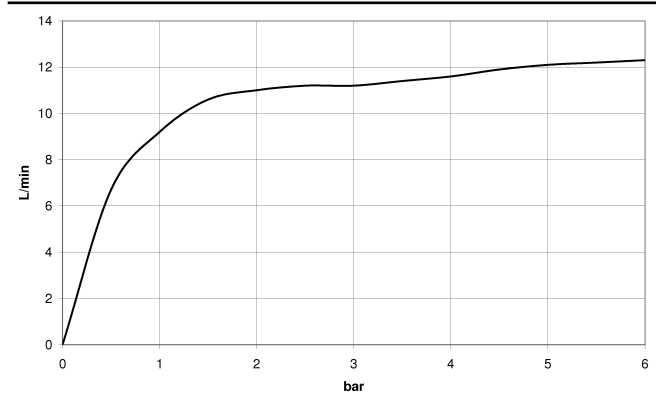
28 698 970

Product version from 4/1/2024

mm [inches]



Flow rate chart



Codes & Standards

DIN 4109	ISO 3822	Ü-Zeichen
----------	----------	-----------



## Rain shower with ceiling fixing FlowReduce 400 mm - Brushed Champagne (22kt Gold)

SERIES SPECIFIC

---

28 698 970 Product version from 4/1/2024

Certificates and sustainability

---

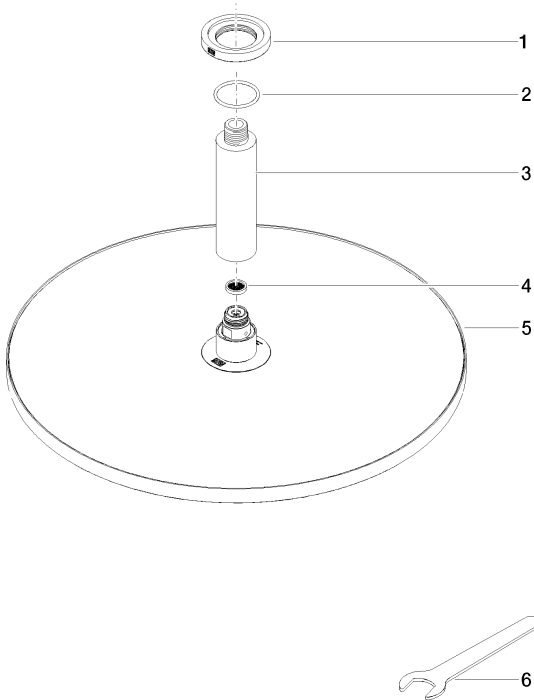
LGA\_38

Rain shower with ceiling fixing FlowReduce 400 mm - Brushed Champagne  
(22kt Gold)

SERIES SPECIFIC

28 698 970
Product version from 4/1/2024

Parts for other  
finishes can be found  
here: [Chrome](#)



Spare parts list

No.	Item Number	Name	Quantity used	Delivery time
1	09 27 22 040-46	rosette	1.00	30
4	09 23 01 075 90	insert	1.00	2
6	90 30 09 069 00 90	key	1.00	2
2	09 14 10 141 90	seal	1.00	2
3	09 11 03 080-46	connection	1.00	30
5	90 12 05 090 20-46	shower	1.00	30