

Rain shower with wall fixing 300 x 240 mm - Brushed Platinum

IMO









28 765 980



- 450mm projection
- rain shower 300 x 240mm
- PURE RAIN, max. flow rate 20 l/min (at 3 bar)
- Function from: 12 l/min
- rosette 60 x 60 mm
- 1/2" connection
- with anti-scale system
- quick clearing
- WRAS 2212012

Fits: IMO, MEM, CL.1

Product change as of 1st April 2024: max. flow 20l/min

| | | |
|--|-------------------------------|---------------|
|  | Brushed Platinum | 28 765 980-06 |
|  | Chrome | 28 765 980-00 |
|  | Platinum | 28 765 980-08 |
|  | Brushed Light Gold | 28 765 980-27 |
|  | Brushed Durabrass (23kt Gold) | 28 765 980-28 |
|  | Matte Black | 28 765 980-33 |
|  | Brushed Chrome | 28 765 980-93 |
|  | Brushed Dark Platinum | 28 765 980-99 |

Recommended miscellaneous



- Concealed wall elbow -**
- max. recess depth 163 mm
 - min. recess depth 90 mm

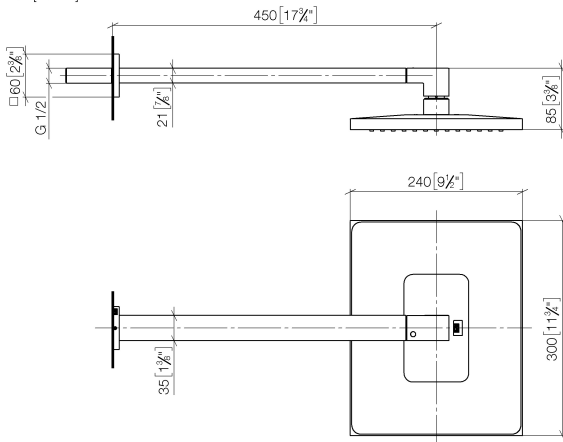
35 085 970 90

Rain shower with wall fixing 300 x 240 mm - Brushed Platinum

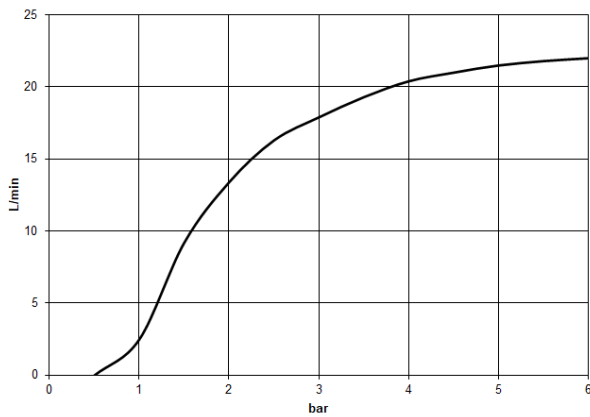
IMO

28 765 980

mm [inches]



Flow rate chart



Codes & Standards

DIN 4109

ISO 3822

Scottish Water
Byelaws

UK Water Supply
Regulations

Ü-Zeichen



Rain shower with wall fixing 300 x 240 mm - Brushed Platinum

IMO

28 765 980

Certificates

WRAS_2212

LGA_29

LGA_38

Product version from 3/13/2017





Rain shower with wall fixing 300 x 240 mm - Brushed Platinum

IMO

28 765 980

Spare parts list

Product version from 3/13/2017

| No. | Item Number | Name | Quantity used | Delivery time |
|-----|--------------------|------------|---------------|---------------|
| | 04 30 31 032 00 90 | fixing set | 13 | 2 |