













Rain shower with ceiling fixing FlowReduce 300 x 240 mm - Brushed Platinum SERIES SPECIFIC

28 774 980 Product version from 6/1/2024



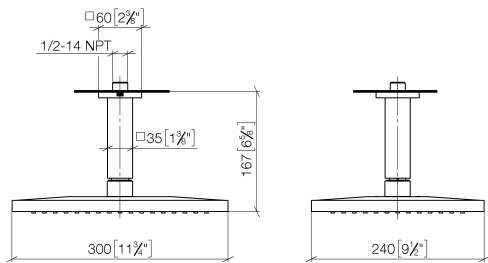
- rain shower 300 x 240mm
- rain flow
- max. flow 12 l/min
- Function from: 12 l/min
- distance between ceiling and lower edge of the shower 165mm
- rosette 60 x 60, as required
- 1/2" connection
- with anti-scale system
- quick clearing
- This product can help a building meet the requirements of Green Building Rating Systems, e.g. LEED®, BREEAM®, DGNB

	Brushed Platinum	28 774 980-06
	Chrome	28 774 980-00
	Platinum	28 774 980-08
	Dark Chrome	28 774 980-19
	Brushed Light Gold	28 774 980-27
	Brushed Durabrass (23kt Gold)	28 774 980-28
	Matte Black	28 774 980-33
	Brushed Dark Brass	28 774 980-39
	Brushed Champagne (22kt Gold)	28 774 980-46
	Champagne (22kt Gold)	28 774 980-47
	Brushed Chrome	28 774 980-93
	Brushed Dark Platinum	28 774 980-99

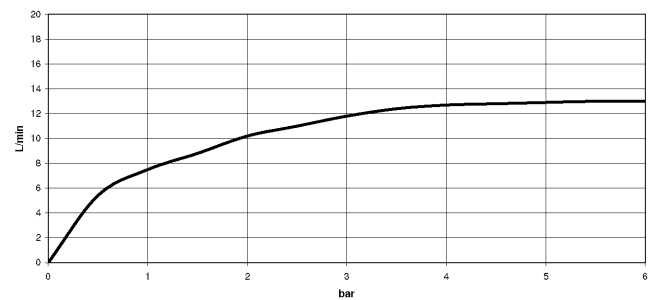
Rain shower with ceiling fixing FlowReduce 300 x 240 mm - Brushed Platinum SERIES SPECIFIC

28 774 980 Product version from 6/1/2024

mm [inches]



Flow rate chart



Codes & Standards

DIN 4109 ISO 3822 Ü-Zeichen



Rain shower with ceiling fixing FlowReduce 300 x 240 mm - Brushed Platinum SERIES SPECIFIC

28 774 980 Product version from 6/1/2024

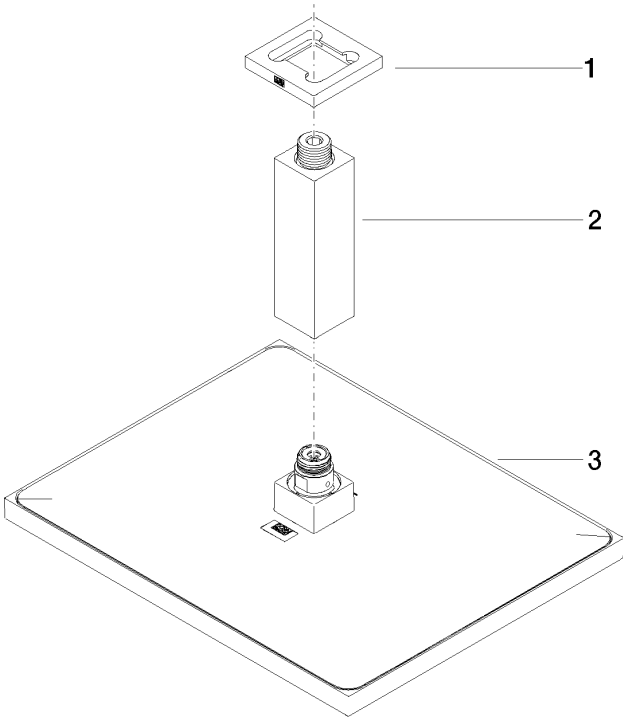
Certificates and sustainability

LGA_38

Rain shower with ceiling fixing FlowReduce 300 x 240 mm - Brushed Platinum
SERIES SPECIFIC

28 774 980
Product version from 6/1/2024

Parts for other
finishes can be found
here: [Chrome](#)



Spare parts list

No.	Item Number	Name	Quantity used	Delivery time
3	90 12 05 063 20-06	shower	1.00	10
1	09 27 98 017-06	rosette	1.00	10
2	90 11 10 092 00-06	connection	1.00	10