












VAIA POT FILLER Cold-water valve - Brushed Chrome

VAIA

30 805 809 Product version from 7/1/2023



- 500mm projection
- pivoting spout
- laminar flow
- cold water only
- max. flow 5.7 l/min at 3 bar flow pressure
- min. recess depth 125 mm
- max. recess depth 80 mm
- lead-free
- This product can help a building meet the requirements of Green Building Rating Systems, e.g. LEED®, BREEAM®, DGNB
- WRAS

	Brushed Chrome	30 805 809-93
	Chrome	30 805 809-00
	Brushed Platinum	30 805 809-06
	Platinum	30 805 809-08
	Durabrand (23kt Gold)	30 805 809-09
	Dark Chrome	30 805 809-19
	Brushed Durabrand (23kt Gold)	30 805 809-28
	Brushed Bronze	30 805 809-42
	Brushed Champagne (22kt Gold)	30 805 809-46
	Champagne (22kt Gold)	30 805 809-47
	Brushed Dark Platinum	30 805 809-99

Required miscellaneous

POT FILLER Concealed wall elbow 35 087 970 90



- min. recess depth 80 mm
- max. recess depth 125 mm

Flow rate chart



Codes & Standards

ASME A112.18.1	cUPC	DIN 4109	ISO 3822
NSF372	NSF61	Scottish Water Byelaws	UK Water Supply Regulations
Ü-Zeichen			



VAIA POT FILLER Cold-water valve - Brushed Chrome

VAIA

30 805 809 Product version from 7/1/2023

Certificates and sustainability

LGA_29	IAPMO_N-4976	WRAS_240702	IAPMO_6397	IAPMO_4976 (
--------	--------------	-------------	------------	--------------



Spare parts list

No.	Item Number	Name	Quantity used	Delivery time
	10 09 28 10 139 90	ring	1.00	2
	17 09 14 05 002 90	seal	1.00	2
	16 09 20 62 025-93	handle	1.00	60
	18 90 90 03 146 00 90	top	1.00	2
	15 09 29 03 089 90	aerator	1.00	60
	7 04 28 22 221 10-93	pipe	1.00	60
	14 90 90 03 171 00 90	top	1.00	2
	12 09 31 11 109 90	pin	1.00	2
	20 90 20 80 051 00-93	handle	1.00	20
	6 90 28 10 199 00 90	gasket kit	1.00	2
	2 90 14 10 063 00 90	seal	1.00	2
	4 90 30 01 213 00 90	connection	1.00	2
	8 90 14 10 077 00 90	seal	2.00	2
	13 09 28 10 136 90	ring	1.00	2
	9 09 21 02 028-93	lid	1.00	60
	1 90 16 04 001 00 90	spring	1.00	2
	19 90 12 12 232 00 90	fixing cap	1.00	2
	11 09 14 10 015 90	seal	2.00	2
	3 90 27 87 039 00-93	rosette	1.00	20
	5 09 28 22 208-93	pipe	1.00	60