











TARA Wall-mounted bridge mixer with extending spout - Brushed Champagne (22kt Gold)

TARA

31 151 892



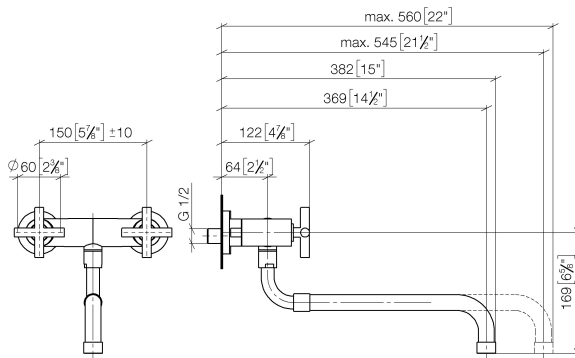
- 365-545mm projection
- pivoting spout
- laminar flow
- 1/2" connection
- max. flow 8.3 l/min at 3 bar flow pressure
- lead-free
- This product can help a building meet the requirements of Green Building Rating Systems, e.g. LEED®, BREEAM®, DGNB

	Brushed Champagne (22kt Gold)	31 151 892-46
	Chrome	31 151 892-00
	Brushed Platinum	31 151 892-06
	Platinum	31 151 892-08
	Durabrand (23kt Gold)	31 151 892-09
	Dark Chrome	31 151 892-19
	Brushed Durabrand (23kt Gold)	31 151 892-28
	Champagne (22kt Gold)	31 151 892-47
	Brushed Chrome	31 151 892-93
	Brushed Dark Platinum	31 151 892-99

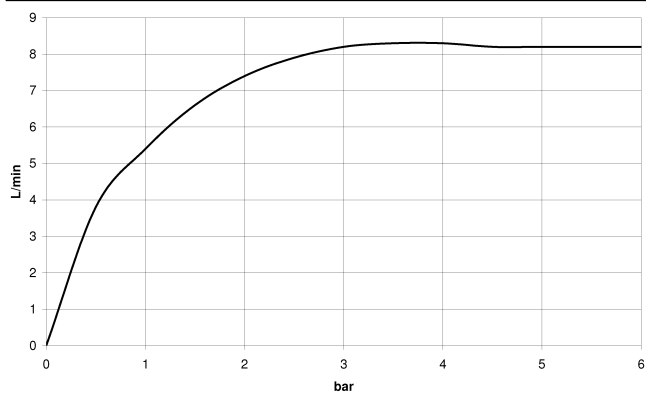
TARA Wall-mounted bridge mixer with extending spout - Brushed Champagne (22kt Gold)

TARA

31 151 892
mm [inches]



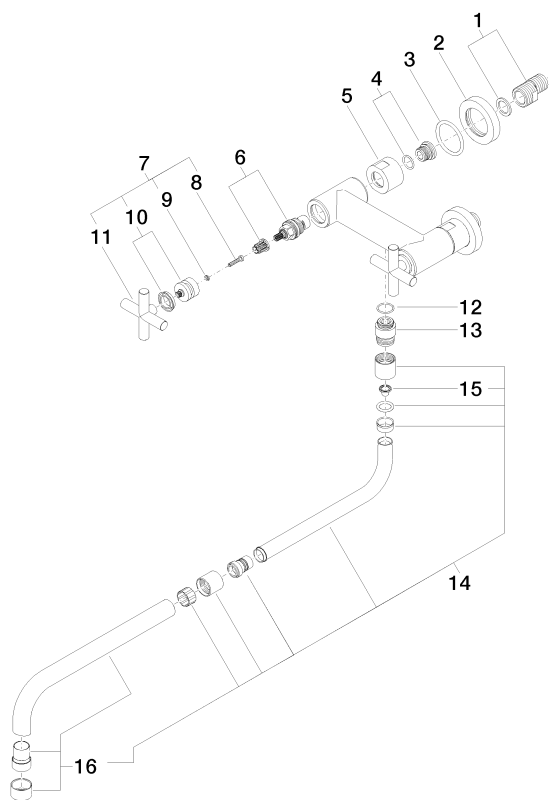
Flow rate chart



TARA Wall-mounted bridge mixer with extending spout - Brushed Champagne (22kt Gold)

TARA

31 151 892
Parts for other
finishes can be found
here: [Chrome](#)



Spare parts list

No.	Item Number	Name	Quantity used	Delivery time
1	04 11 04 003 00 90	connection	2	2
2	09 27 89 004-46	rosette	2	60
3	09 14 10 041 90	seal	2	2
4	04 29 05 014 00 90	nipple	2	2
5	09 23 30 012-46	nut	2	30
6	90 90 03 131 00 90	top	2	2
7	90 20 89 010 10-46	handle	2	30
8	90 30 30 075 00 90	screw	2	2
9	90 30 11 029 00 90	disc	2	2
10	90 12 12 007 00-46	base	2	30
11	09 20 89 010-46	handle	2	60
12	90 14 10 032 00 90	seal	1	2
13	09 24 03 093 10-46	nipple	1	30
14	04 28 25 075 00-46	spout	1	30
15	09 29 03 027 90	insert	1	2
16	90 28 25 076 00-46	spout	1	30