

IMO Single-lever bath mixer for wall mounting without shower set - Chrome







IMO

33 200 671
Product version from 4/1/2024

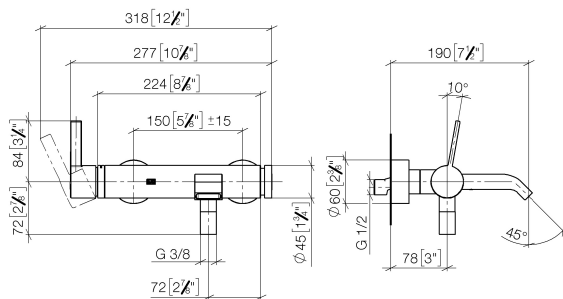


- 190mm projection
- rectangular normal flow
- automatic bath/shower diverter
- 3/8" shower outlet
- slide-on rosettes Ø 60 mm
- 1/2" connection
- gauge 150 mm - 15 mm
- max. flow 16.7 l/min at 3 bar flow pressure

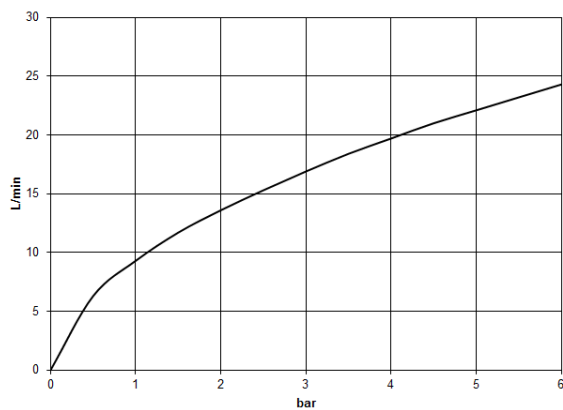
Intrinsic protection against back flow.

	Chrome	33 200 671-00
	Brushed Platinum	33 200 671-06
	Dark Chrome	33 200 671-19
	Matte Black	33 200 671-33
	Brushed Chrome	33 200 671-93
	Brushed Dark Platinum	33 200 671-99

mm [inches]



### Flow rate chart



### Codes & Standards

DIN 4109

ISO 3822

Scottish Water  
Byelaws

UK Water Supply  
Regulations

Ü-Zeichen



## IMO Single-lever bath mixer for wall mounting without shower set - Chrome

IMO

33 200 671 Product version from 4/1/2024

### Certificates and sustainability

LGA\_38

WRAS\_250102

33 200 671 Product version from 4/1/2024

Parts for other  
finishes can be found  
here: Brushed  
Platinum



## Spare parts list

No.	Item Number	Name	Quantity used	Delivery time
11	09 24 03 115 20-00	nipple	1.00	10
6	09 23 10 048-00	nut	2.00	10
16	90 20 67 020 00-00	handle	1.00	10
12	90 21 02 069 00-00	cover	1.00	10
1	04 11 04 030 00 90	connection	1.00	2
2	09 27 62 004-00	rosette	2.00	10
8	09 20 62 031-00	handle	1.00	10
15	09 28 30 032-00	cover	1.00	10
5	09 14 10 008 90	seal	2.00	2
3	09 14 10 119 90	seal	2.00	2
10	90 14 10 032 00 90	seal	1.00	2
9	90 23 01 141 00 90	back-flow preventer	1.00	2
14	90 15 05 046 01 90	cartridge	1.00	2
4	09 29 05 005 20 90	nipple	2.00	60
13	90 11 06 228 00-00	spout	1.00	10
7	09 18 40 059-00	sleeve	2.00	10