










# LISSÉ Single-lever bath mixer for wall mounting without shower set - Dark Chrome

33 200 845    Product version from 4/1/2024



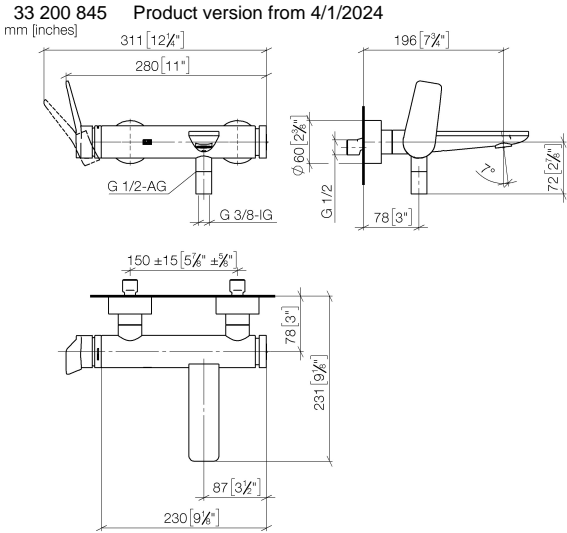
- 190-200mm projection
- circular normal flow
- automatic bath/shower diverter
- 3/8" shower outlet
- slide-on rosettes Ø 60 mm
- 1/2" connection
- gauge 150 mm - 15 mm
- max. flow 13.5 l/min at 3 bar flow pressure
- WRAS

Intrinsic protection against back flow.

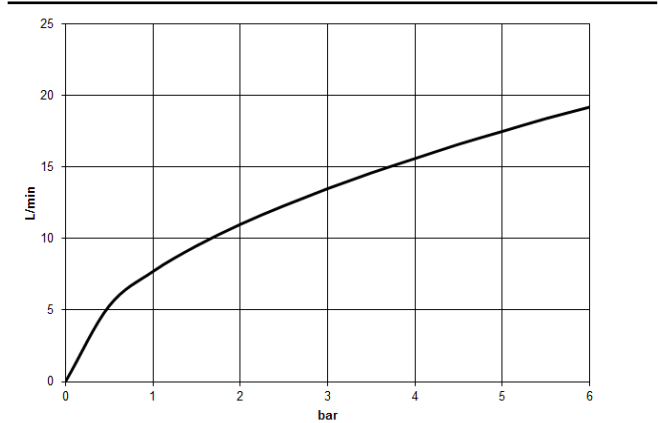
	Dark Chrome	33 200 845-19
	Chrome	33 200 845-00
	Brushed Platinum	33 200 845-06
	Brushed Light Gold	33 200 845-27
	Matte Black	33 200 845-33
	Brushed Chrome	33 200 845-93
	Brushed Dark Platinum	33 200 845-99

LISSE

Single-lever bath mixer for wall mounting without shower set - Dark Chrome



Flow rate chart



Codes & Standards

ASME A112.18.1	cUPC	DIN 4109	ISO 3822
Scottish Water Byelaws	UK Water Supply Regulations	Ü-Zeichen	



LISSE Single-lever bath mixer for wall mounting without shower set - Dark  
Chrome

---

33 200 845 Product version from 4/1/2024

Certificates

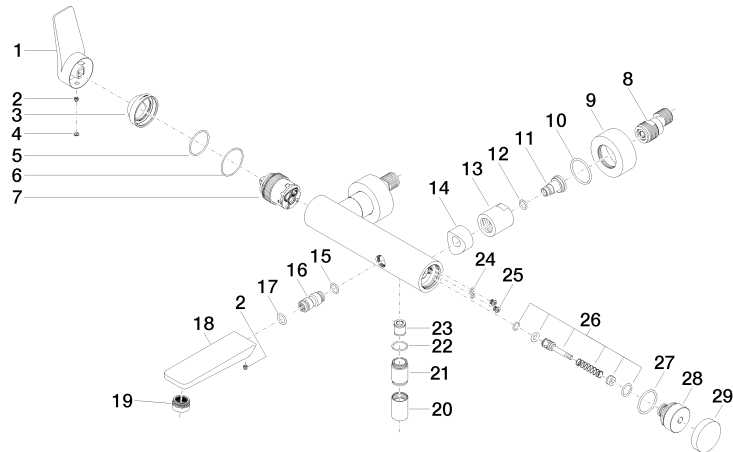
---

LGA\_9                      WRAS\_2311                      IAPMO\_4976 (

## LISSE Single-lever bath mixer for wall mounting without shower set - Dark Chrome

33 200 845 Product version from 4/1/2024

Parts for other  
finishes can be found  
here: [Chrome](#)





## LISSE Single-lever bath mixer for wall mounting without shower set - Dark Chrome

33 200 845 Product version from 4/1/2024

### Spare parts list

No.	Item Number	Name	Quantity used	Delivery time
1	09 20 84 021-19	handle	1	60
2	90 31 11 030 00 90	pin	1	2
3	09 28 30 032-19	cover	1	20
4	90 31 20 087 00-19	plug	1	20
5	09 14 10 102 90	seal	1	2
6	09 14 10 190 90	seal	1	2
7	90 15 05 046 01 90	cartridge	1	2
8	04 11 04 030 00 90	connection	2	2
9	09 27 62 004-19	rosette	2	20
10	09 14 10 119 90	seal	2	2
11	09 29 05 005 20-19	nipple	2	20
12	09 14 10 008 90	seal	2	2
13	09 23 10 048-19	nut	2	20
14	09 18 40 059-19	sleeve	2	20
15	09 14 10 003 90	seal	1	2
16	09 24 04 043 90	nipple	1	2
17	90 14 10 011 00 90	seal	1	2
18	09 11 84 012-19	spout	1	60
19	90 23 01 161 00-19	aerator	1	20
20	90 21 02 069 00-19	cover	1	20
21	09 24 03 115 20-19	nipple	1	20
22	90 14 10 032 00 90	seal	1	2
23	90 23 01 141 00 90	back-flow preventer	1	2
24	09 14 10 001 90	seal	1	2
25	09 30 30 113 20 90	screw	1	2
26	90 31 09 032 00-19	diverter	1	20
27	09 14 10 101 90	seal	1	2
28	09 21 10 035 20-19	nipple	1	20
29	09 20 62 031-19	handle	1	20