

META Single-lever basin mixer with pop-up waste - Brushed Dark Platinum








META

33 510 661 Product version from 1/23/2020 to 4/1/2025



- 123mm projection
- pivotable spout 360°
- circular, air-enriched flow
- height of mixer 272 mm
- height up to aerator 202 mm
- hole diameter 35 mm
- 2x screw-in M 8 x 1 pressure hose, leak-tested
- max. flow 5.7 l/min
- lead-free
- This product can help a building meet the requirements of Green Building Rating Systems, e.g. LEED®, BREEAM®, DGNB
- WRAS

Only suitable for basins with an overflow.

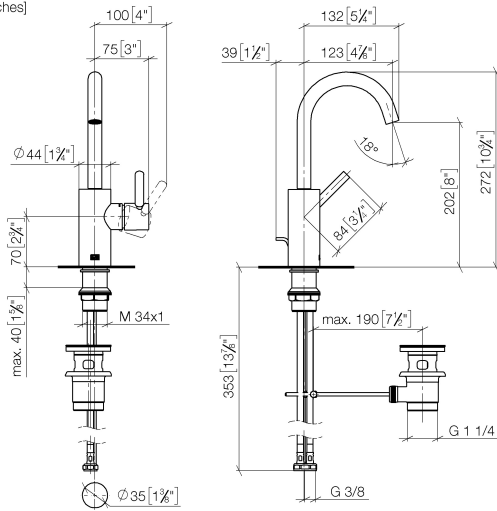
	Brushed Dark Platinum	33 510 661-99
	Chrome	33 510 661-00
	Brushed Platinum	33 510 661-06
	Dark Chrome	33 510 661-19
	Light Gold	33 510 661-26
	Brushed Light Gold	33 510 661-27
	Matte Black	33 510 661-33
	Brushed Dark Brass	33 510 661-39
	Brushed Bronze	33 510 661-42
	Brushed Champagne (22kt Gold)	33 510 661-46
	Champagne (22kt Gold)	33 510 661-47
	Brushed Chrome	33 510 661-93

META Single-lever basin mixer with pop-up waste - Brushed Dark Platinum

META

33 510 661 Product version from 1/23/2020 to 4/1/2025

mm [inches]



Codes & Standards

DIN 4109

ISO 3822

Scottish Water
Byelaws

UK Water Supply
Regulations

Ü-Zeichen

Certificates and sustainability

LGA_29

WRAS_250502

33 510 661 Product version from 1/23/2020 to 4/1/2025

Parts for other
finishes can be found
here: [Chrome](#)

