







CL.1 Single-lever basin mixer without pop-up waste - Champagne (22kt Gold)

CL.1

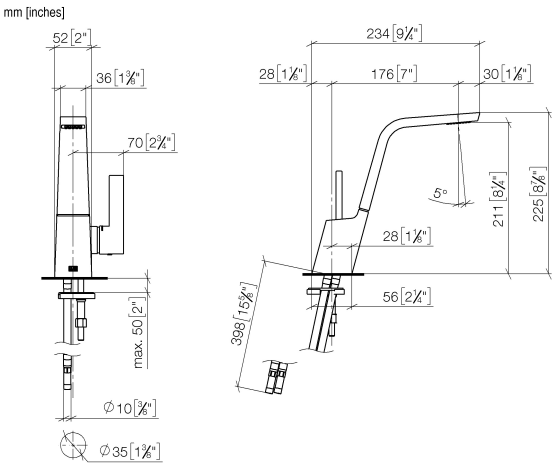
33 521 705



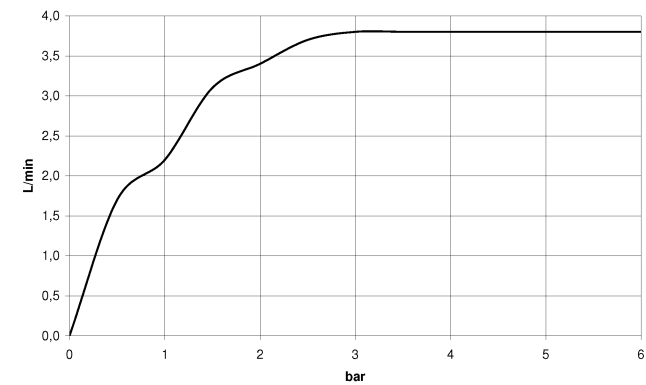
- 173mm projection
- fixed spout
- rectangular spray pattern with 40 individual jets
- height of mixer 226 mm
- base 56 x 52mm
- height up to aerator 212 mm
- hole diameter 35 mm
- 2x screw-in M 8 x 1 pressure hose, leak-tested
- max. flow 4 l/min
- lead-free
- WRAS 1612021
- This product can help a building meet the requirements of Green Building Rating Systems, e.g. LEED®, BREEAM®, DGNB

| | | |
|-----------------------------------------------------------------------------------|-------------------------------|---------------|
|  | Champagne (22kt Gold) | 33 521 705-47 |
|  | Chrome | 33 521 705-00 |
|  | Brushed Platinum | 33 521 705-06 |
|  | Dark Chrome | 33 521 705-19 |
|  | Brushed Champagne (22kt Gold) | 33 521 705-46 |
|  | Brushed Dark Platinum | 33 521 705-99 |

33 521 705



Flow rate chart



Certificates

GDV_0400279.

33 521 705

Parts for other
finishes can be found
here: [Chrome](#)

